



## COVID-19 Activity is MODERATE

# 0.9%

of hospital visits were associated with COVID-19 this week

## 2023-24\* COVID-19 STATS



COVID visits are slightly higher than the previous week

# 0

COVID-19 related deaths

# 1

Number of COVID-19 outbreaks reported

## Influenza activity is MINIMAL

# 0.1%

of hospital visits were associated with influenza this week

## 2023-24 INFLUENZA STATS



Influenza visits are slightly higher than the previous week

# 0

Influenza related deaths

# 0

Number of influenza outbreaks reported

Most common type of flu reported: no detection

## RSV activity is MINIMAL

# 0%

of hospital visits were associated with RSV this week

## 2023-24 RSV STATS



RSV visits are unchanged from the previous week

# 0

RSV related deaths

# 0

Number of RSV outbreaks reported

## What you can do to stop the spread of respiratory illnesses:



Wash your hands frequently.



Cover your coughs and sneezes.



Stay home when you are sick, and test when possible.



Get a seasonal influenza vaccine and stay up to date on COVID-19 vaccine. Ask your provider about RSV vaccine if you are eligible.

\*Due to seasonality of Influenza and RSV, surveillance occurs between October 1 and May 31. To date, COVID-19 has not shown a clear seasonal pattern, so data shown are according to the respiratory illness season pattern for comparison purposes. Death data is reported once finalized, usually after 30 days.

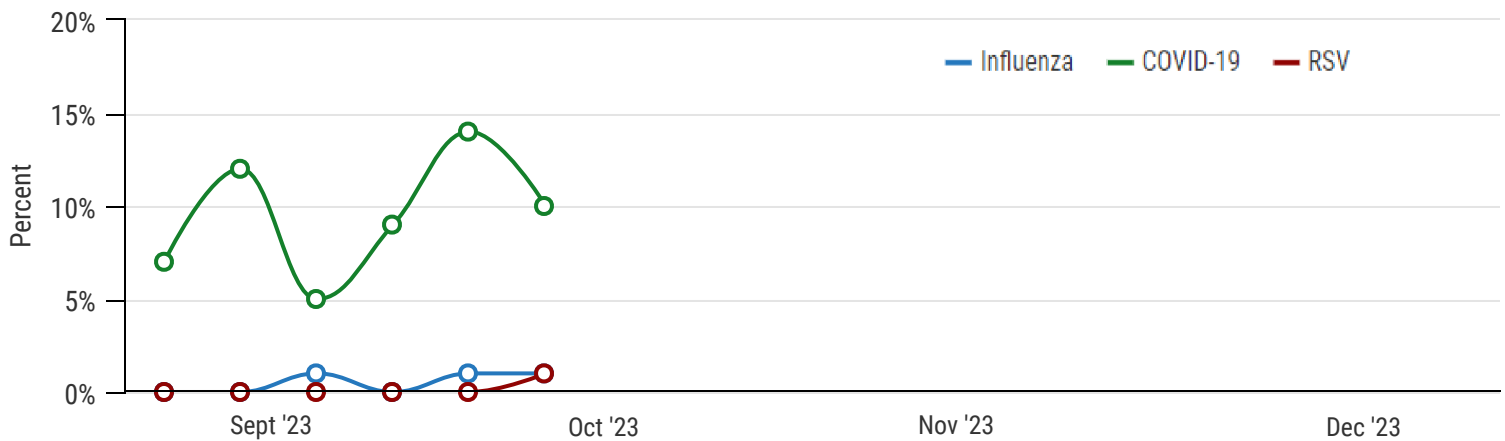
Questions? Contact Skagit County Public Health: 360-416-1500 or [CommunicableDisease@co.skagit.wa.us](mailto:CommunicableDisease@co.skagit.wa.us)



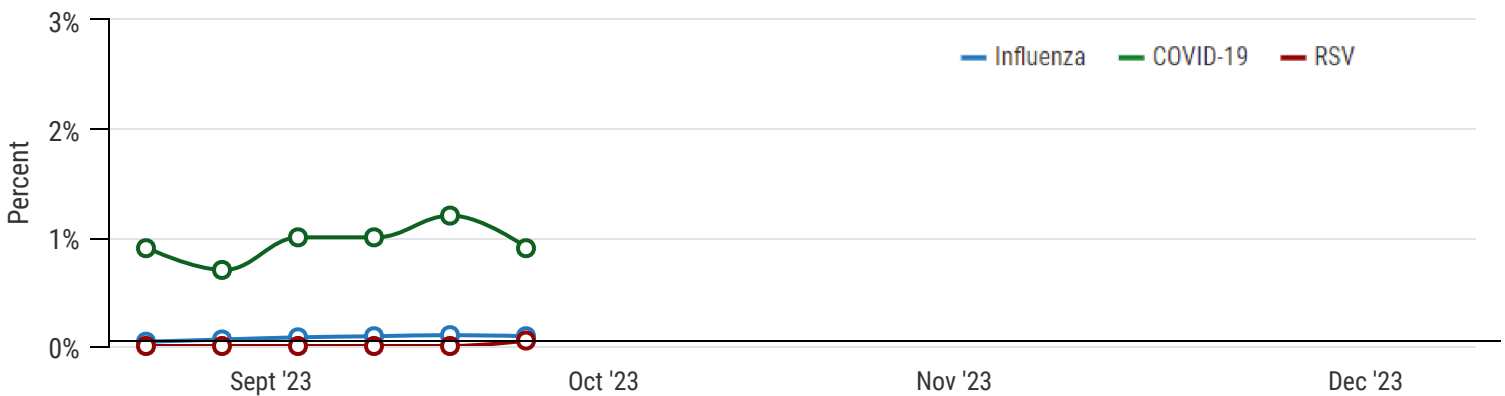
# Respiratory Virus Report

Data partners: Skagit Valley Hospital, PeaceHealth United General, and Island Health

Percent of total tests that were positive for Influenza, COVID-19, and RSV -- Skagit County, 2023-24 season




Percent of Emergency Department (ED) visits due to Influenza, COVID-19, and RSV -- Skagit County, 2023-24 season




Percent positivity rates of common respiratory pathogens -- Skagit County, 2023-24 season


Data shared from Skagit Regional Hospital



## Additional Resources

 [Washington DOH Respiratory Dashboard](#)

 [CDC Weekly Influenza Report](#)

 [CDC Respiratory Surveillance](#)

Due to seasonality of Influenza and RSV, surveillance occurs between October 1 and May 31. To date, COVID-19 has not shown a clear seasonal pattern, so data shown are according to the respiratory illness season pattern for comparison purposes. Death data is reported once finalized, usually after 30 days. Data may not be 100% complete at the time of this report. Questions? Contact Skagit County Public Health: 360-416-1500 or [CommunicableDisease@co.skagit.wa.us](mailto:CommunicableDisease@co.skagit.wa.us)



## COVID-19 Activity is MODERATE

# 2.5%

of hospital visits were associated with COVID-19 this week

## 2023-24\* COVID-19 STATS



COVID-19 activity is slightly higher than the previous week

# 0

COVID-19 related deaths

# 4

Number of COVID-19 outbreaks reported

## Influenza activity is MINIMAL

# 0.2%

of hospital visits were associated with influenza this week

## 2023-24 INFLUENZA STATS



Influenza activity is unchanged from the previous week

# 0

Influenza related deaths

# 0

Number of influenza outbreaks reported

## RSV activity is MINIMAL

# 0.2%

of hospital visits were associated with RSV this week

## 2023-24 RSV STATS



RSV activity is unchanged from the previous week

# 0

RSV related deaths

# 0

Number of RSV outbreaks reported

## What you can do to stop the spread of respiratory illnesses:



Wash your hands frequently.



Cover your coughs and sneezes.



Stay home when you are sick, and test when possible.



Get a seasonal influenza vaccine and stay up to date on COVID-19 vaccine. Ask your provider about RSV vaccine if you are eligible.

\*Due to seasonality of Influenza and RSV, surveillance occurs between October 1 and May 31. To date, COVID-19 has not shown a clear seasonal pattern, so data shown are according to the respiratory illness season pattern for comparison purposes. Death data is reported once finalized, usually after 30 days.

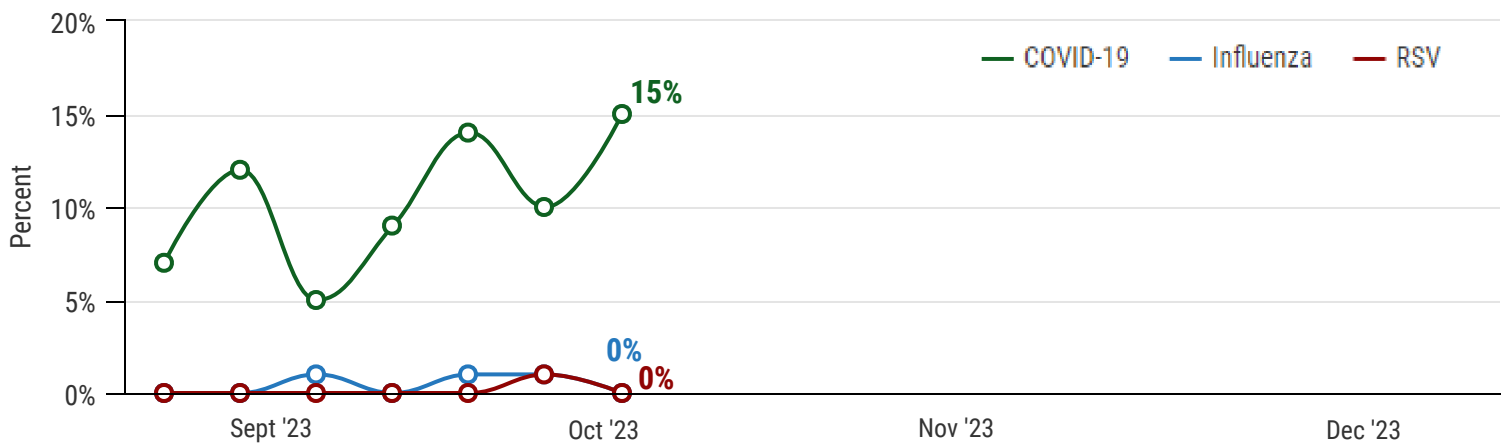
Questions? Contact Skagit County Public Health: 360-416-1500 or [CommunicableDisease@co.skagit.wa.us](mailto:CommunicableDisease@co.skagit.wa.us)



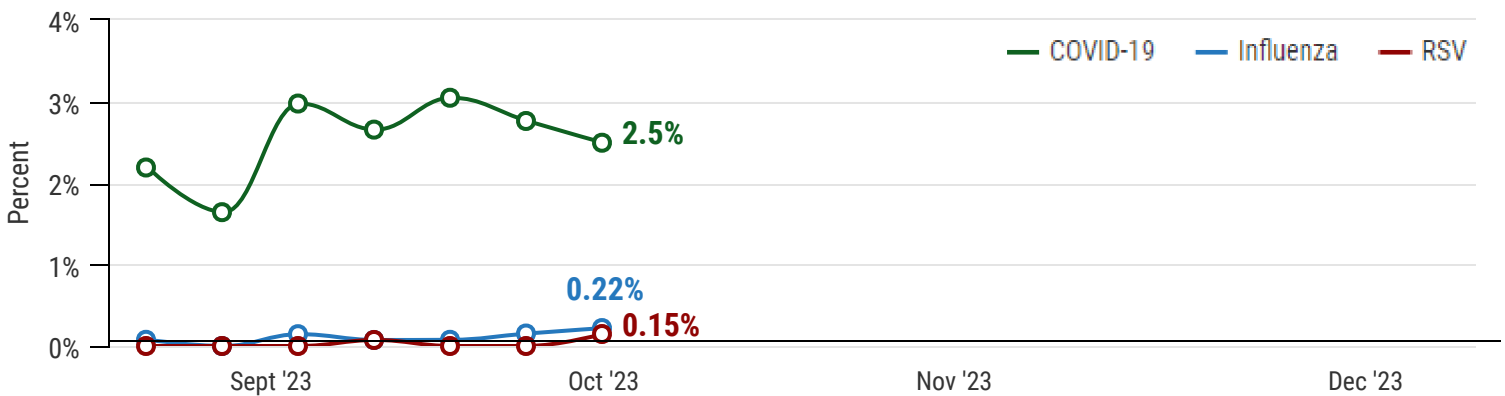
# Respiratory Virus Report

Data partners: Skagit Valley Hospital, PeaceHealth United General, and Island Health

Percent of total tests that were positive for COVID-19, Influenza and RSV -- Skagit County, 2023-24 season

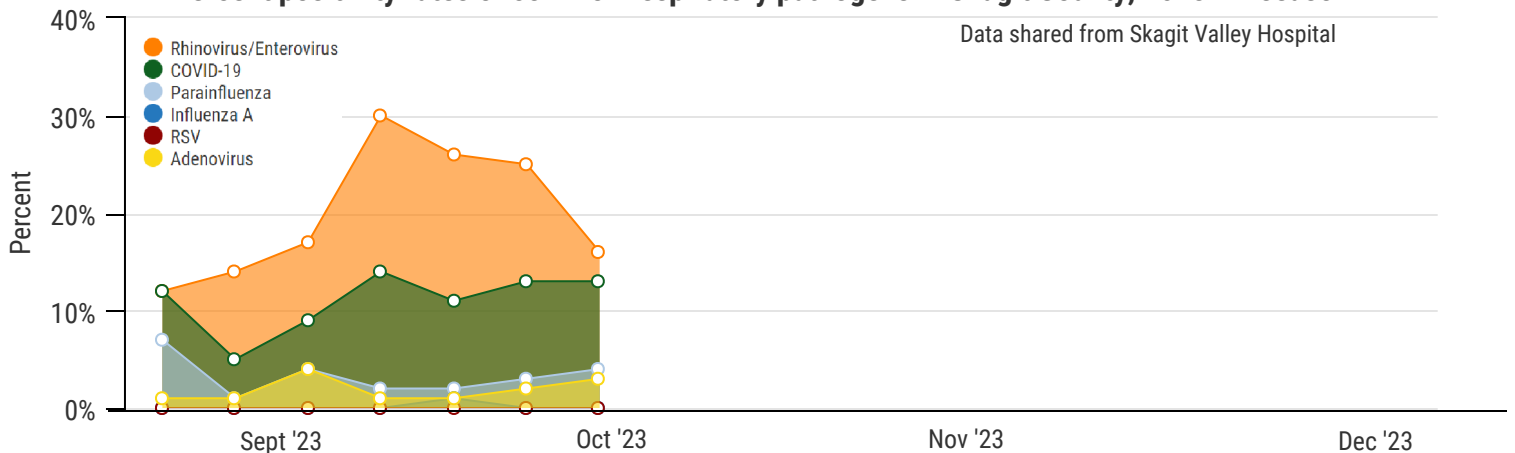


Percent of Emergency Department (ED) visits due to COVID-19, Influenza and RSV -- Skagit County, 2023-24 season



Percent positivity rates of common respiratory pathogens -- Skagit County, 2023-24 season

Data shared from Skagit Valley Hospital



## Additional Resources

[Washington DOH Respiratory Dashboard](#)

[CDC Weekly Influenza Report](#)

[CDC Respiratory Surveillance](#)

Due to seasonality of Influenza and RSV, surveillance occurs between October 1 and May 31. To date, COVID-19 has not shown a clear seasonal pattern, so data shown are according to the respiratory illness season pattern for comparison purposes. Death data is reported once finalized, usually after 30 days. Data may not be 100% complete at the time of this report. Questions? Contact Skagit County Public Health: 360-416-1500 or [CommunicableDisease@co.skagit.wa.us](mailto:CommunicableDisease@co.skagit.wa.us)



## COVID-19 Activity is MODERATE

# 2.5%

of hospital visits were  
associated with  
COVID-19 this week

## 2023-24\* COVID-19 STATS



COVID-19 activity is  
slightly lower than the  
previous week

# 0

COVID-19  
related  
deaths

# 5

Number of  
COVID-19  
outbreaks  
reported

## Influenza activity is MINIMAL

# 0.3%

of hospital visits were  
associated with  
influenza this week

## 2023-24 INFLUENZA STATS



Influenza activity is  
unchanged from the  
previous week

# 0

Influenza  
related  
deaths

# 0

Number of  
influenza  
outbreaks  
reported

## RSV activity is MINIMAL

# 0.15%

of hospital visits were  
associated with RSV  
this week

## 2023-24 RSV STATS



RSV activity is  
unchanged from the  
previous week

# 0

RSV  
related  
deaths

# 0

Number of  
RSV outbreaks  
reported

## What you can do to stop the spread of respiratory illnesses:



Wash your hands frequently.



Cover your coughs and sneezes.



Stay home when you are sick, and test when possible.



Get a seasonal influenza vaccine and stay up to date on COVID-19 vaccine. Ask your provider about RSV vaccine if you are eligible.

*\*Due to seasonality of Influenza and RSV, surveillance occurs between October 1 and May 31. To date, COVID-19 has not shown a clear seasonal pattern, so data shown are according to the respiratory illness season pattern for comparison purposes. Death data is reported once finalized, usually after 30 days.*

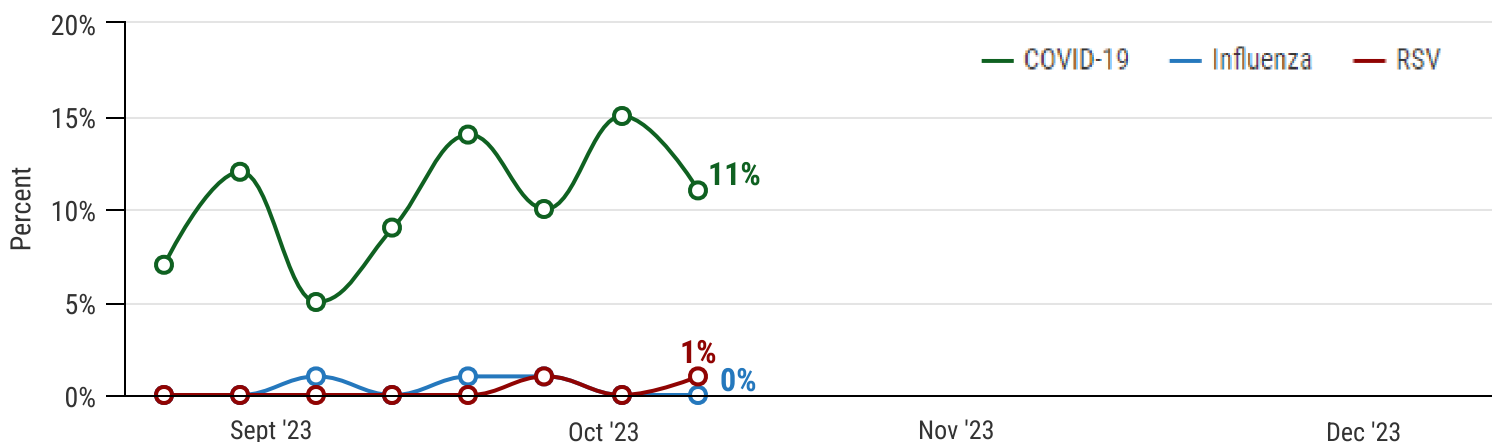
Questions? Contact Skagit County Public Health: 360-416-1500 or [CommunicableDisease@co.skagit.wa.us](mailto:CommunicableDisease@co.skagit.wa.us)



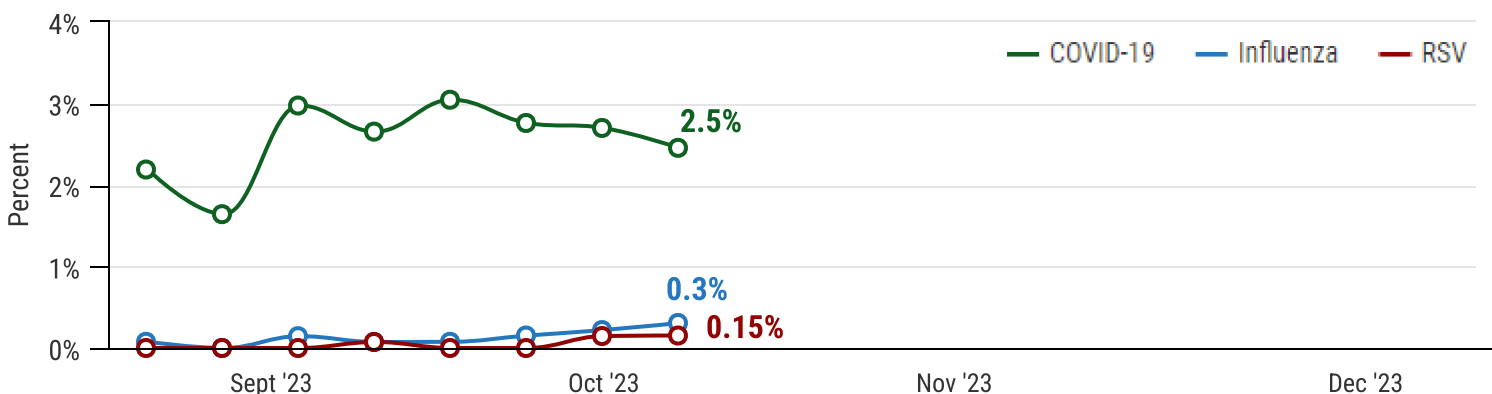
# Respiratory Virus Report

Data partners: Skagit Valley Hospital, PeaceHealth United General, and Island Health

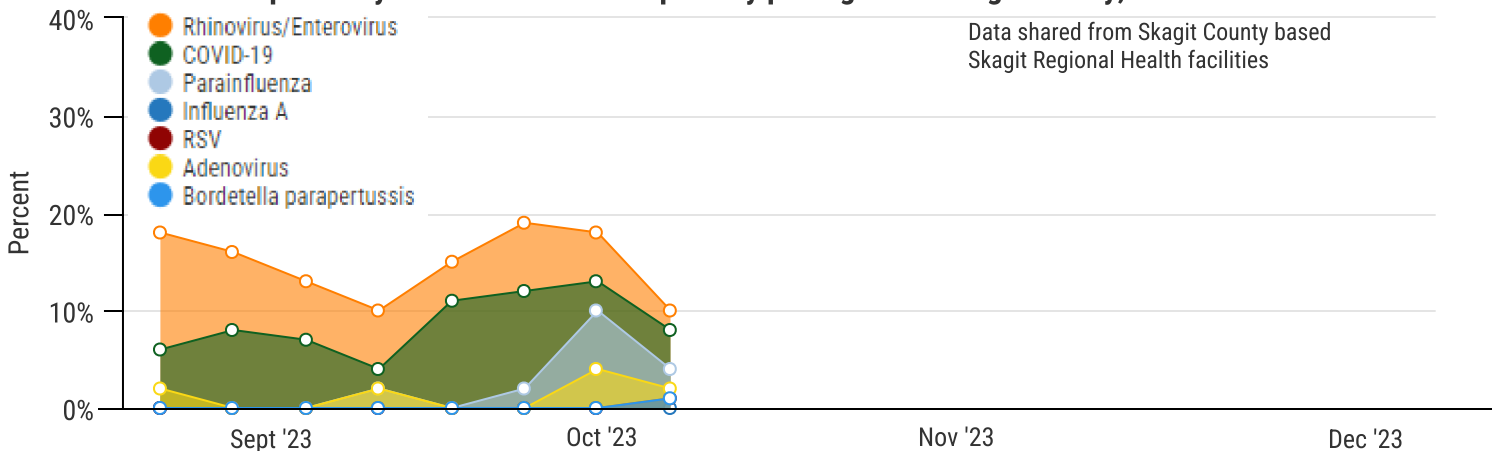
Percent of total tests that were positive for **COVID-19**, **Influenza** and **RSV** -- Skagit County, 2023-24 season



Percent of Emergency Department (ED) visits due to **COVID-19**, **Influenza** and **RSV** -- Skagit County, 2023-24 season



Percent positivity rates of common respiratory pathogens -- Skagit County, 2023-24 season



## Additional Resources

[Washington DOH Respiratory Dashboard](#)

[CDC Weekly Influenza Report](#)

[CDC Respiratory Surveillance](#)

Due to seasonality of Influenza and RSV, surveillance occurs between October 1 and May 31. To date, COVID-19 has not shown a clear seasonal pattern, so data shown are according to the respiratory illness season pattern for comparison purposes. Death data is reported once finalized, usually after 30 days. Data may not be 100% complete at the time of this report. Questions? Contact Skagit County Public Health: 360-416-1500 or [CommunicableDisease@co.skagit.wa.us](mailto:CommunicableDisease@co.skagit.wa.us)



## COVID-19 Activity is MODERATE

# 0.9%

of hospital visits were  
associated with  
COVID-19 this week

## 2023-24\* COVID-19 STATS



COVID-19 activity is  
lower than the previous  
week

# 0

COVID-19  
related  
deaths

# 6

Number of  
COVID-19  
outbreaks  
reported

## Influenza activity is MINIMAL

# 0.1%

of hospital visits were  
associated with  
influenza this week

## 2023-24 INFLUENZA STATS



Influenza activity is  
unchanged from the  
previous week

# 0

Influenza  
related  
deaths

# 0

Number of  
influenza  
outbreaks  
reported

## RSV activity is MINIMAL

# 0%

of hospital visits were  
associated with RSV  
this week

## 2023-24 RSV STATS



RSV activity is  
unchanged from the  
previous week

# 0

RSV  
related  
deaths

# 0

Number of  
RSV outbreaks  
reported

### What you can do to stop the spread of respiratory illnesses:



Wash your hands frequently.



Cover your coughs and sneezes.



Stay home when you are sick, and test when possible.



Get a seasonal influenza vaccine and stay up to date on COVID-19 vaccine. Ask your provider about RSV vaccine if you are eligible.

*\*Due to seasonality of Influenza and RSV, surveillance occurs between October 1 and May 31. To date, COVID-19 has not shown a clear seasonal pattern, so data shown are according to the respiratory illness season pattern for comparison purposes. Death data is reported once finalized, usually after 30 days.*

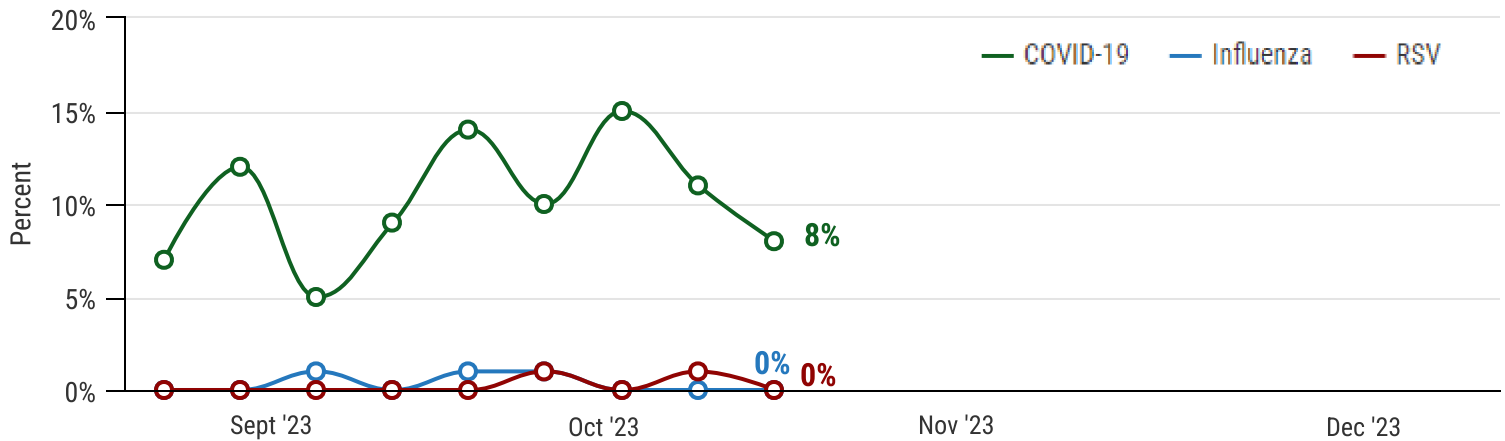
Questions? Contact Skagit County Public Health: 360-416-1500 or [CommunicableDisease@co.skagit.wa.us](mailto:CommunicableDisease@co.skagit.wa.us)



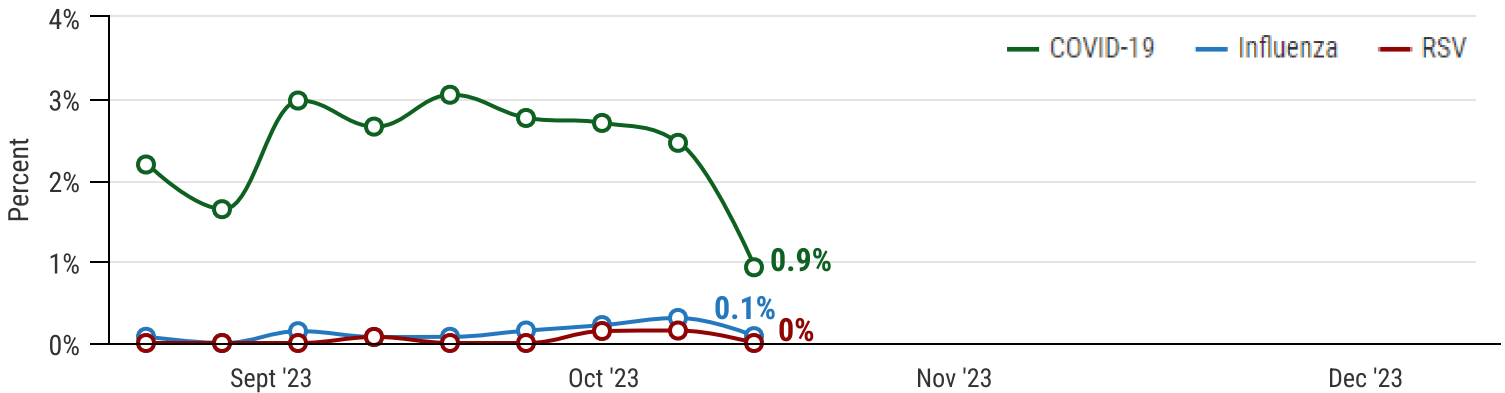
# Respiratory Virus Report

Data partners: Skagit Valley Hospital, PeaceHealth United General, and Island Health

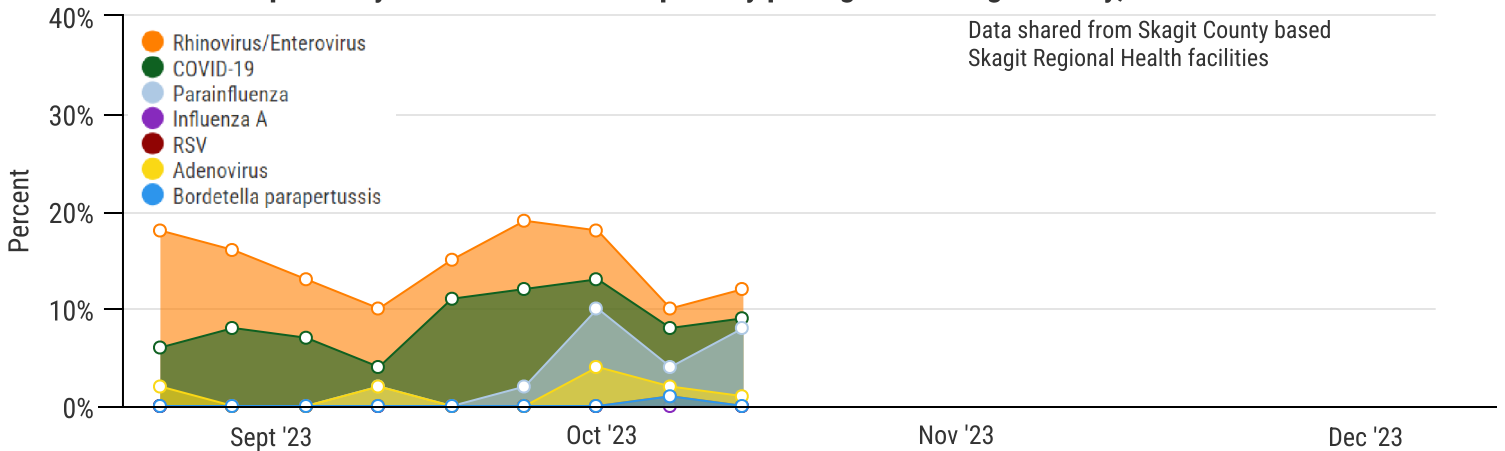
Percent of total tests that were positive for COVID-19, Influenza and RSV -- Skagit County, 2023-24 season



Percent of Emergency Department (ED) visits due to COVID-19, Influenza and RSV -- Skagit County, 2023-24 season



Percent positivity rates of common respiratory pathogens -- Skagit County, 2023-24 season



## Additional Resources

[Washington DOH Respiratory Dashboard](#)

[CDC Weekly Influenza Report](#)

[CDC Respiratory Surveillance](#)

Due to seasonality of Influenza and RSV, surveillance occurs between October 1 and May 31. To date, COVID-19 has not shown a clear seasonal pattern, so data shown are according to the respiratory illness season pattern for comparison purposes. Death data is reported once finalized, usually after 30 days. Data may not be 100% complete at the time of this report. Questions? Contact Skagit County Public Health: 360-416-1500 or [CommunicableDisease@co.skagit.wa.us](mailto:CommunicableDisease@co.skagit.wa.us)





## COVID-19 Activity is MODERATE

# 2.5%

of hospital visits were associated with COVID-19 this week

## 2023-24\* COVID-19 STATS



COVID-19 activity is higher than the previous week

# 1

COVID-19 related deaths

# 7

Number of COVID-19 outbreaks reported

## Influenza activity is MINIMAL

# 0.3%

of hospital visits were associated with influenza this week

## 2023-24 INFLUENZA STATS



Influenza activity is unchanged from the previous week

# 0

Influenza related deaths

# 0

Number of influenza outbreaks reported

## RSV activity is MINIMAL

# 0.2%

of hospital visits were associated with RSV this week

## 2023-24 RSV STATS



RSV activity is slightly higher than the previous week

# 0

RSV related deaths

# 0

Number of RSV outbreaks reported

## What you can do to stop the spread of respiratory illnesses:



Wash your hands frequently.



Cover your coughs and sneezes.



Stay home when you are sick, and test when possible.



Get a seasonal influenza vaccine and stay up to date on COVID-19 vaccine. Ask your provider about RSV vaccine if you are eligible.

\*Due to seasonality of Influenza and RSV, surveillance occurs between October 1 and May 31. To date, COVID-19 has not shown a clear seasonal pattern, so data shown are according to the respiratory illness season pattern for comparison purposes. Death data is reported once finalized, usually after 30 days.

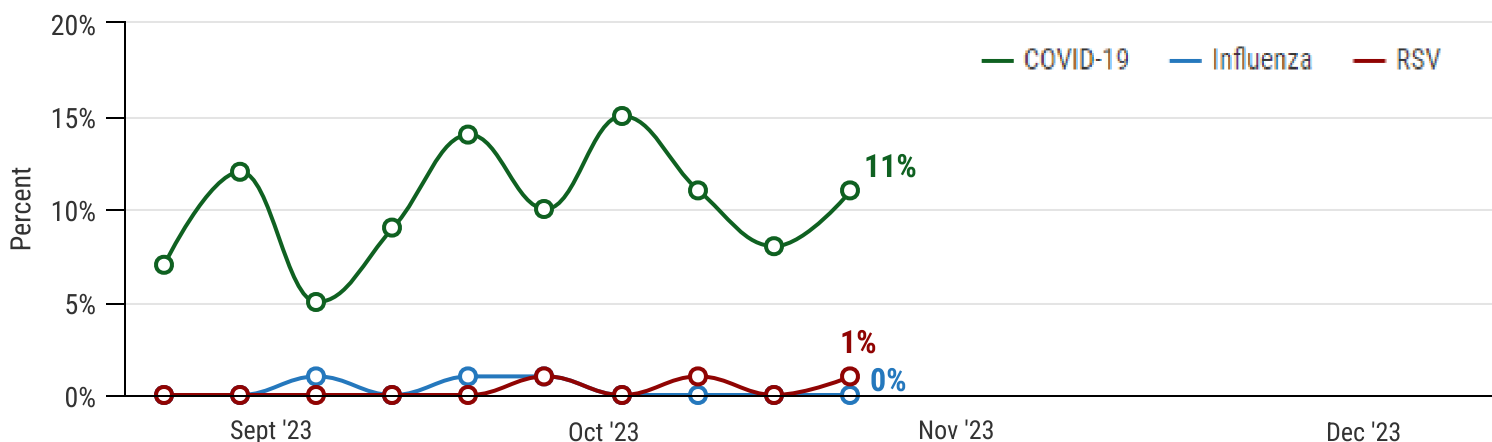
Questions? Contact Skagit County Public Health: 360-416-1500 or [CommunicableDisease@co.skagit.wa.us](mailto:CommunicableDisease@co.skagit.wa.us)



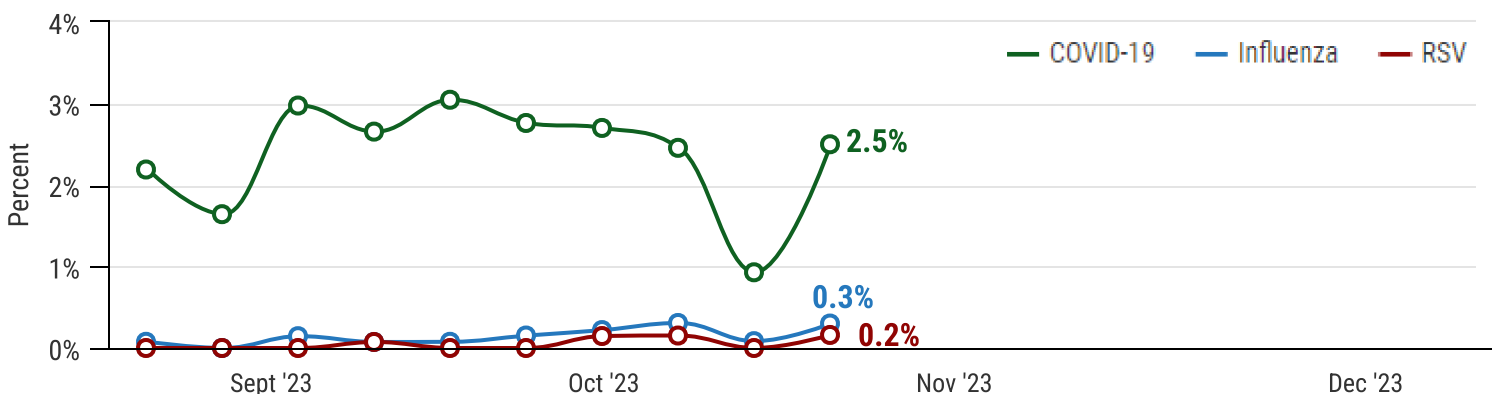
# Respiratory Virus Report

Data partners: Skagit Valley Hospital, PeaceHealth United General, and Island Health

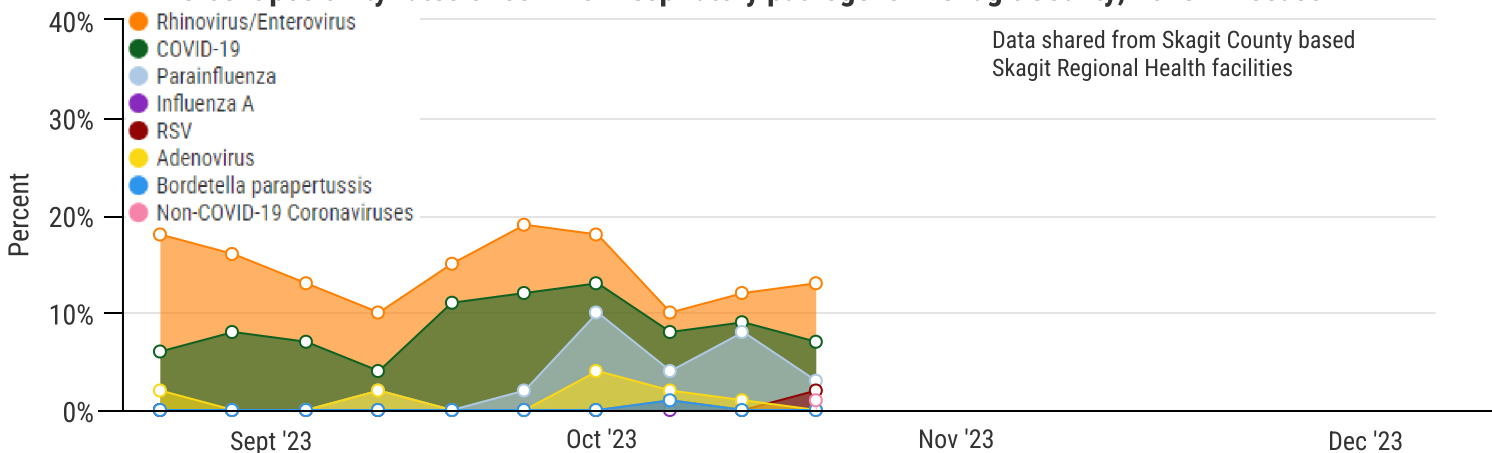
Percent of total tests that were positive for COVID-19, Influenza and RSV -- Skagit County, 2023-24 season



Percent of Emergency Department (ED) visits due to COVID-19, Influenza and RSV -- Skagit County, 2023-24 season



Percent positivity rates of common respiratory pathogens -- Skagit County, 2023-24 season



Data shared from Skagit County based  
Skagit Regional Health facilities

## Additional Resources

[Washington DOH Respiratory Dashboard](#)

[CDC Weekly Influenza Report](#)

[CDC Respiratory Surveillance](#)

Due to seasonality of Influenza and RSV, surveillance occurs between October 1 and May 31. To date, COVID-19 has not shown a clear seasonal pattern, so data shown are according to the respiratory illness season pattern for comparison purposes. Death data is reported once finalized, usually after 30 days. Data may not be 100% complete at the time of this report. Questions? Contact Skagit County Public Health: 360-416-1500 or [CommunicableDisease@co.skagit.wa.us](mailto:CommunicableDisease@co.skagit.wa.us)



## COVID-19 Activity is MODERATE

# 2.1%

of hospital visits were associated with COVID-19 this week

## 2023-24\* COVID-19 STATS



COVID-19 activity is unchanged from the previous week

# 2

COVID-19 related deaths

# 8

Number of COVID-19 outbreaks reported

## Influenza activity is MINIMAL

# 0.2%

of hospital visits were associated with influenza this week

## 2023-24 INFLUENZA STATS



Influenza activity is unchanged from the previous week

# 0

Influenza related deaths

# 0

Number of influenza outbreaks reported

## RSV activity is SUBSTANTIAL

# 0.5%

of hospital visits were associated with RSV this week

## 2023-24 RSV STATS



RSV activity is higher than the previous week

# 0

RSV related deaths

# 0

Number of RSV outbreaks reported

### What you can do to stop the spread of respiratory illnesses:



Wash your hands frequently.



Cover your coughs and sneezes.



Wear a well-fitting mask when visiting healthcare facilities.



Stay home when you are sick, and test when possible.



Get a seasonal influenza vaccine and stay up to date on COVID-19 vaccine. Ask your provider about RSV vaccine if you are eligible.

\*Due to seasonality of Influenza and RSV, surveillance occurs between October 1 and May 31. To date, COVID-19 has not shown a clear seasonal pattern, so data shown are according to the respiratory illness season pattern for comparison purposes. Death data is reported once finalized, usually after 30 days.

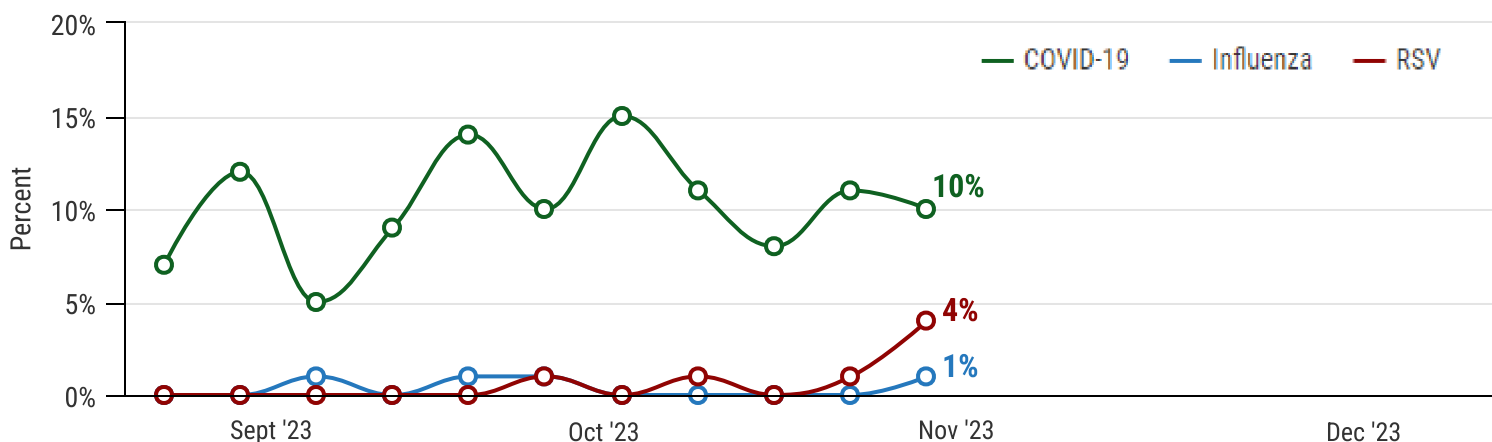
Questions? Contact Skagit County Public Health: 360-416-1500 or [CommunicableDisease@co.skagit.wa.us](mailto:CommunicableDisease@co.skagit.wa.us)



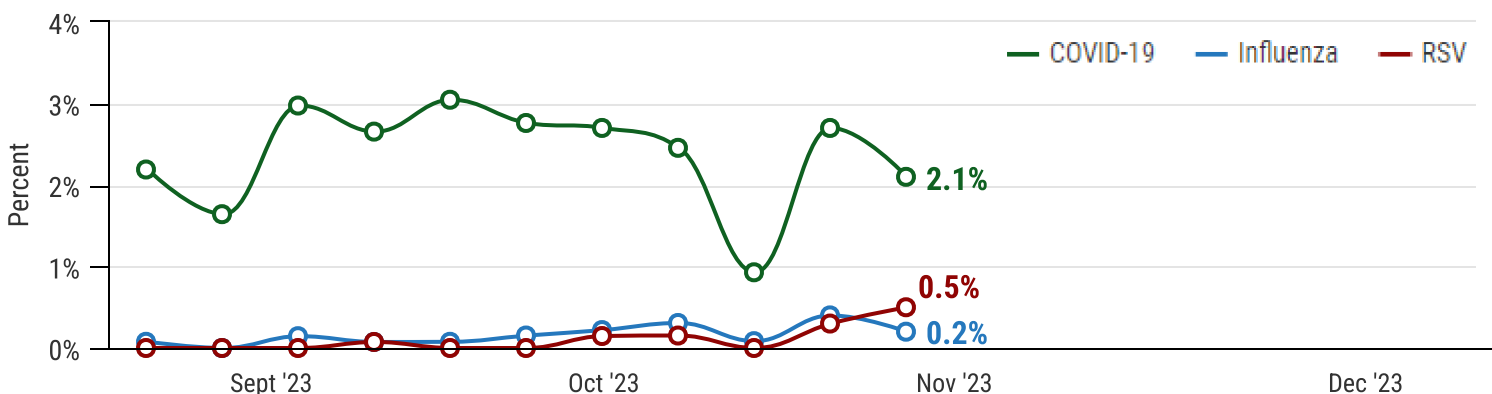
# Respiratory Virus Report

Data partners: Skagit Valley Hospital, PeaceHealth United General, and Island Health

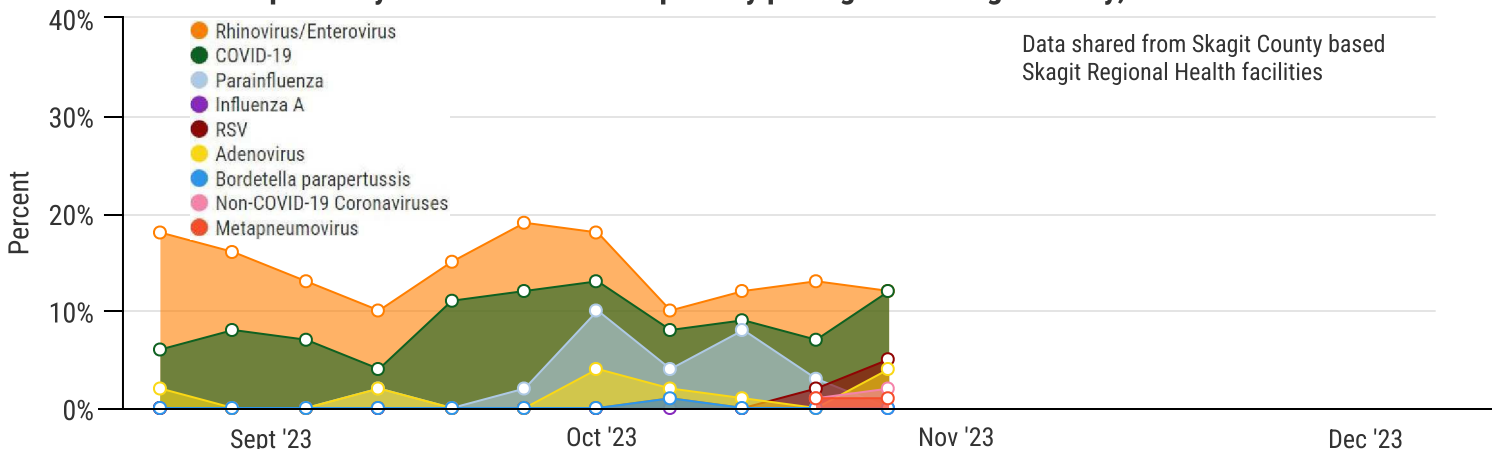
Percent of total tests that were positive for COVID-19, Influenza and RSV -- Skagit County, 2023-24 season



Percent of Emergency Department (ED) visits due to COVID-19, Influenza and RSV -- Skagit County, 2023-24 season



Percent positivity rates of common respiratory pathogens -- Skagit County, 2023-24 season



## Additional Resources

[Washington DOH Respiratory Dashboard](#)

[CDC Weekly Influenza Report](#)

[CDC Respiratory Surveillance](#)

Due to seasonality of Influenza and RSV, surveillance occurs between October 1 and May 31. To date, COVID-19 has not shown a clear seasonal pattern, so data shown are according to the respiratory illness season pattern for comparison purposes. Death data is reported once finalized, usually after 30 days. Data may not be 100% complete at the time of this report. Questions? Contact Skagit County Public Health: 360-416-1500 or [CommunicableDisease@co.skagit.wa.us](mailto:CommunicableDisease@co.skagit.wa.us)



## COVID-19 Activity is MODERATE

# 0.8%

of hospital visits were  
associated with  
COVID-19 this week

## 2023-24\* COVID-19 STATS



COVID-19 activity is  
lower than the previous  
week

# 3

COVID-19  
related  
deaths

# 9

Number of  
COVID-19  
outbreaks  
reported

## Influenza activity is MODERATE

# 0.5%

of hospital visits were  
associated with  
influenza this week

## 2023-24 INFLUENZA STATS



Influenza activity is  
higher than the  
previous week

# 0

Influenza  
related  
deaths

# 0

Number of  
influenza  
outbreaks  
reported

## RSV activity is SUBSTANTIAL

# 0.4%

of hospital visits were  
associated with RSV  
this week

## 2023-24 RSV STATS



RSV activity is  
unchanged from the  
previous week

# 0

RSV  
related  
deaths

# 0

Number of  
RSV outbreaks  
reported

### What you can do to stop the spread of respiratory illnesses:



Wash your hands frequently.



Cover your coughs and sneezes.



Wear a well-fitting mask when  
visiting healthcare facilities.



Stay home when you are sick, and test when possible.



Get a seasonal influenza vaccine and stay up to date  
on COVID-19 vaccine. Ask your provider about RSV  
vaccine if you are eligible.

*\*Due to seasonality of Influenza and RSV, surveillance occurs between October 1 and May 31. To date, COVID-19 has not shown a clear seasonal pattern, so data shown are according to the respiratory illness season pattern for comparison purposes. Death data is reported once finalized, usually after 30 days.*

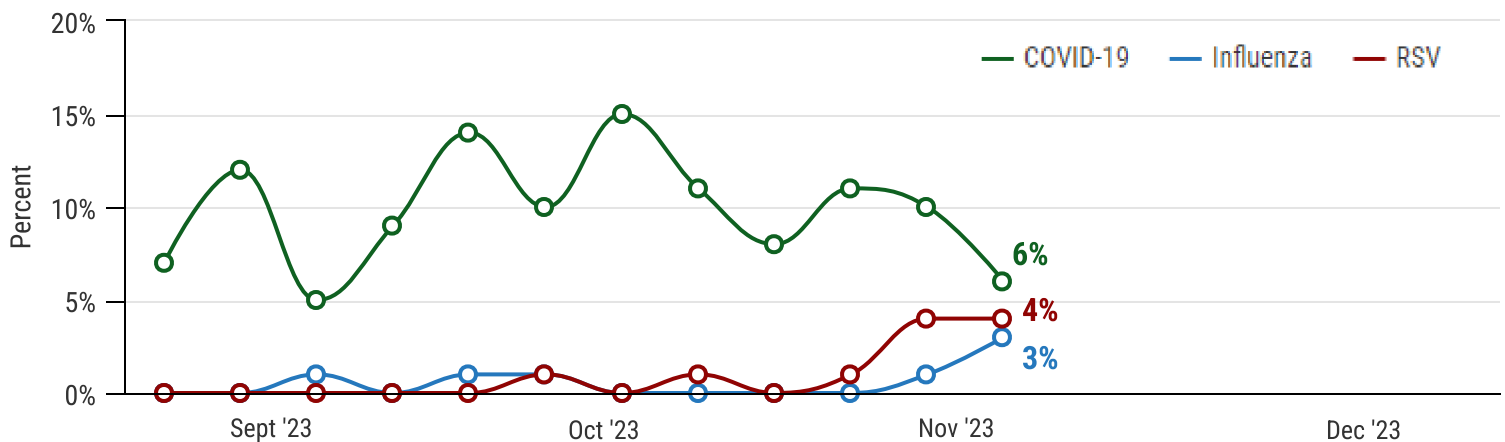
Questions? Contact Skagit County Public Health: 360-416-1500 or [CommunicableDisease@co.skagit.wa.us](mailto:CommunicableDisease@co.skagit.wa.us)



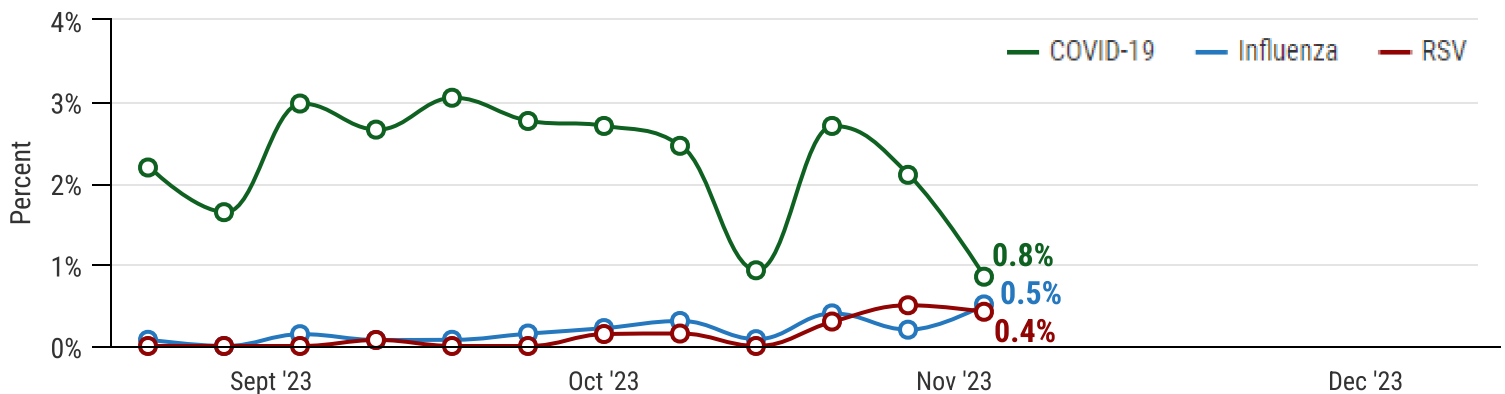
# Respiratory Virus Report

Data partners: Skagit Valley Hospital, PeaceHealth United General, and Island Health

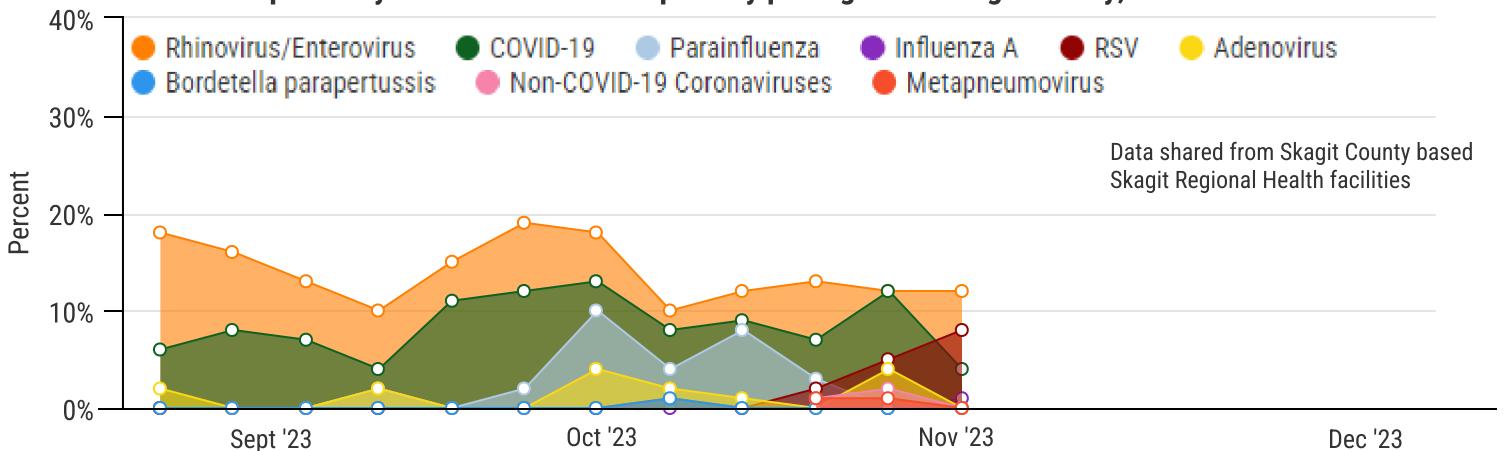
Percent of total tests that were positive for COVID-19, Influenza and RSV -- Skagit County, 2023-24 season



Percent of Emergency Department (ED) visits due to COVID-19, Influenza and RSV -- Skagit County, 2023-24 season



Percent positivity rates of common respiratory pathogens -- Skagit County, 2023-24 season



Data shared from Skagit County based Skagit Regional Health facilities

## Additional Resources

[Washington DOH Respiratory Dashboard](#)

[CDC Weekly Influenza Report](#)

[CDC Respiratory Surveillance](#)

Due to seasonality of Influenza and RSV, surveillance occurs between October 1 and May 31. To date, COVID-19 has not shown a clear seasonal pattern, so data shown are according to the respiratory illness season pattern for comparison purposes. Death data is reported once finalized, usually after 30 days. Data may not be 100% complete at the time of this report. Questions? Contact Skagit County Public Health: 360-416-1500 or [CommunicableDisease@co.skagit.wa.us](mailto:CommunicableDisease@co.skagit.wa.us)



## COVID-19 Activity is MODERATE

# 1.1%

of hospital visits were associated with COVID-19 this week

## 2023-24\* COVID-19 STATS



COVID-19 activity is unchanged from the previous week

# 3

COVID-19 related deaths

# 11

Number of COVID-19 outbreaks reported

## Influenza activity is MODERATE

# 0.6%

of hospital visits were associated with influenza this week

## 2023-24 INFLUENZA STATS



Influenza activity is slightly higher than the previous week

# 0

Influenza related deaths

# 0

Number of influenza outbreaks reported

## RSV activity is HIGH

# 1%

of hospital visits were associated with RSV this week

## 2023-24 RSV STATS



RSV activity is much higher than the previous week

# 0

RSV related deaths

# 0

Number of RSV outbreaks reported

### What you can do to stop the spread of respiratory illnesses:



Wash your hands frequently.



Cover your coughs and sneezes.



Wear a well-fitting mask when visiting healthcare facilities.



Stay home when you are sick, and test when possible.



Get a seasonal influenza vaccine and stay up to date on COVID-19 vaccine. Ask your provider about RSV vaccine if you are eligible.

*\*Due to seasonality of Influenza and RSV, surveillance occurs between October 1 and May 31. To date, COVID-19 has not shown a clear seasonal pattern, so data shown are according to the respiratory illness season pattern for comparison purposes. Death data is reported once finalized, usually after 30 days.*

Questions? Contact Skagit County Public Health: 360-416-1500 or [CommunicableDisease@co.skagit.wa.us](mailto:CommunicableDisease@co.skagit.wa.us)

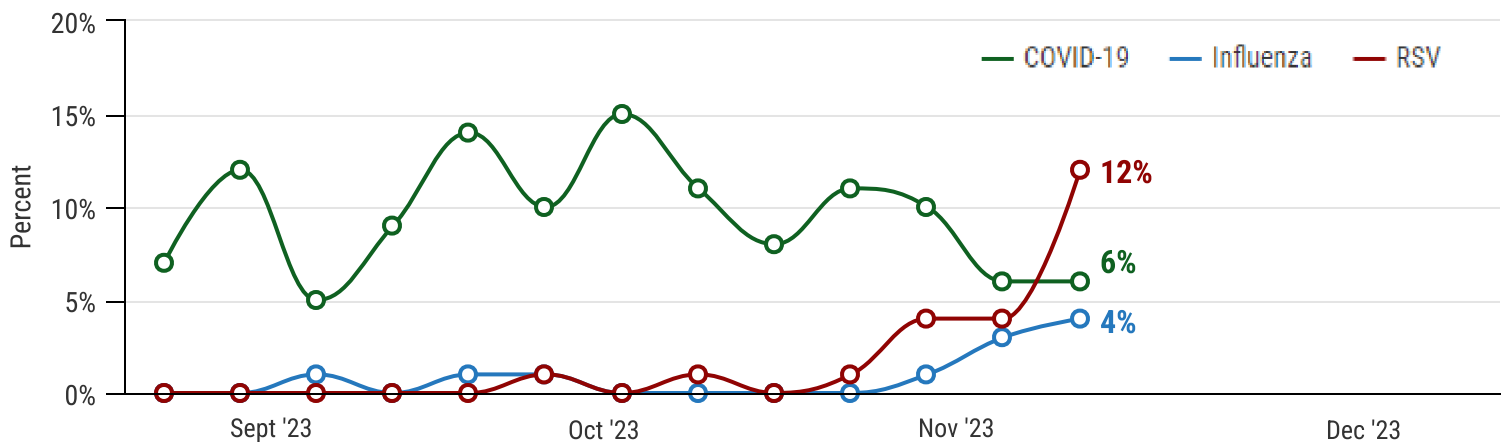




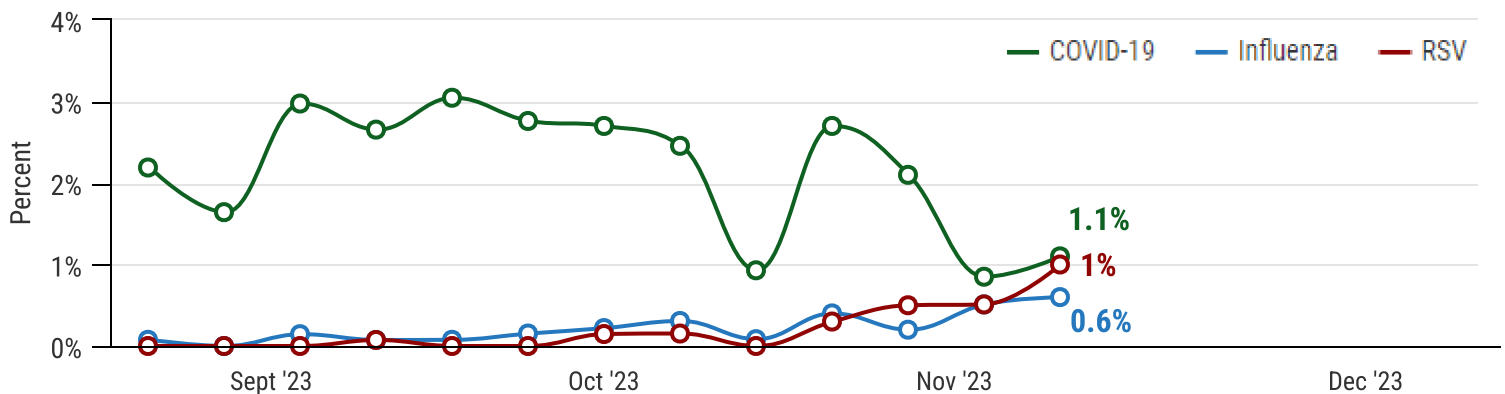
# Respiratory Virus Report

Data partners: Skagit Valley Hospital, PeaceHealth United General, and Island Health

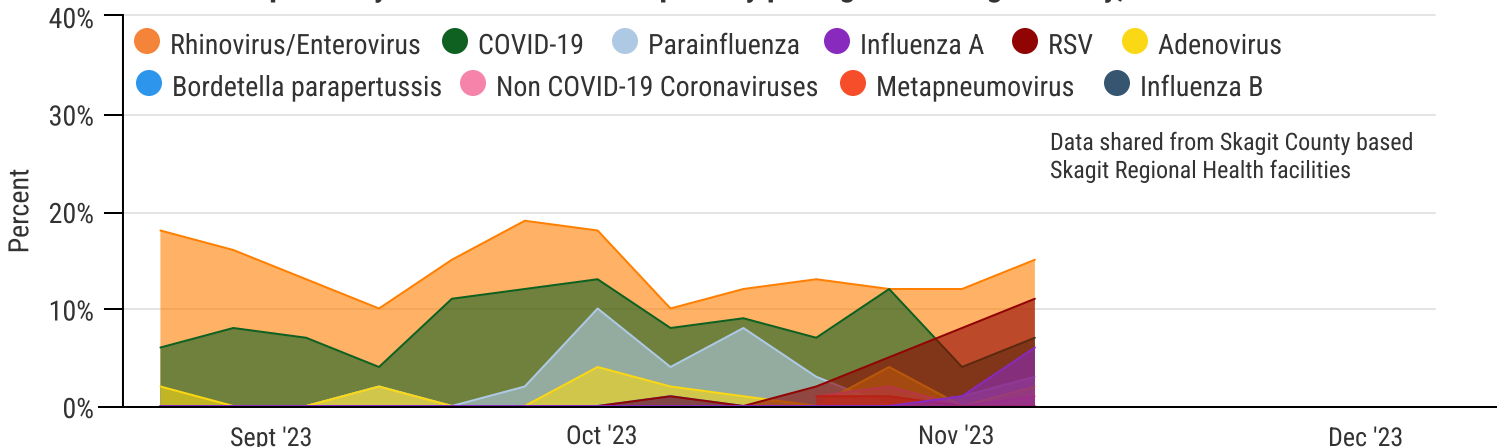
Percent of total tests that were positive for COVID-19, Influenza and RSV -- Skagit County, 2023-24 season



Percent of Emergency Department (ED) visits due to COVID-19, Influenza and RSV -- Skagit County, 2023-24 season



Percent positivity rates of common respiratory pathogens -- Skagit County, 2023-24 season



## Additional Resources

[Washington DOH Respiratory Dashboard](#)

[CDC Weekly Influenza Report](#)

[CDC Respiratory Surveillance](#)

Due to seasonality of Influenza and RSV, surveillance occurs between October 1 and May 31. To date, COVID-19 has not shown a clear seasonal pattern, so data shown are according to the respiratory illness season pattern for comparison purposes. Death data is reported once finalized, usually after 30 days. Data may not be 100% complete at the time of this report. Questions? Contact Skagit County Public Health: 360-416-1500 or [CommunicableDisease@co.skagit.wa.us](mailto:CommunicableDisease@co.skagit.wa.us)





## COVID-19 Activity is MODERATE

# 1.4%

of hospital visits were associated with COVID-19 this week

## 2023-24\* COVID-19 STATS



COVID-19 activity is higher than the previous week

# 4

COVID-19 related deaths

# 14

Number of COVID-19 outbreaks reported

## Influenza activity is MODERATE

# 0.7%

of hospital visits were associated with influenza this week

## 2023-24 INFLUENZA STATS



Influenza activity is unchanged from the previous week

# 0

Influenza related deaths

# 0

Number of influenza outbreaks reported

## RSV activity is HIGH

# 1.1%

of hospital visits were associated with RSV this week

## 2023-24 RSV STATS



RSV activity is unchanged from the previous week

# 0

RSV related deaths

# 0

Number of RSV outbreaks reported

### What you can do to stop the spread of respiratory illnesses:



Wash your hands frequently.



Cover your coughs and sneezes.



Wear a well-fitting mask when visiting healthcare facilities.



Stay home when you are sick, and test when possible.



Get a seasonal influenza vaccine and stay up to date on COVID-19 vaccine. Ask your provider about RSV vaccine if you are eligible.

*\*Due to seasonality of Influenza and RSV, surveillance occurs between October 1 and May 31. To date, COVID-19 has not shown a clear seasonal pattern, so data shown are according to the respiratory illness season pattern for comparison purposes. Death data is reported once finalized, usually after 30 days.*

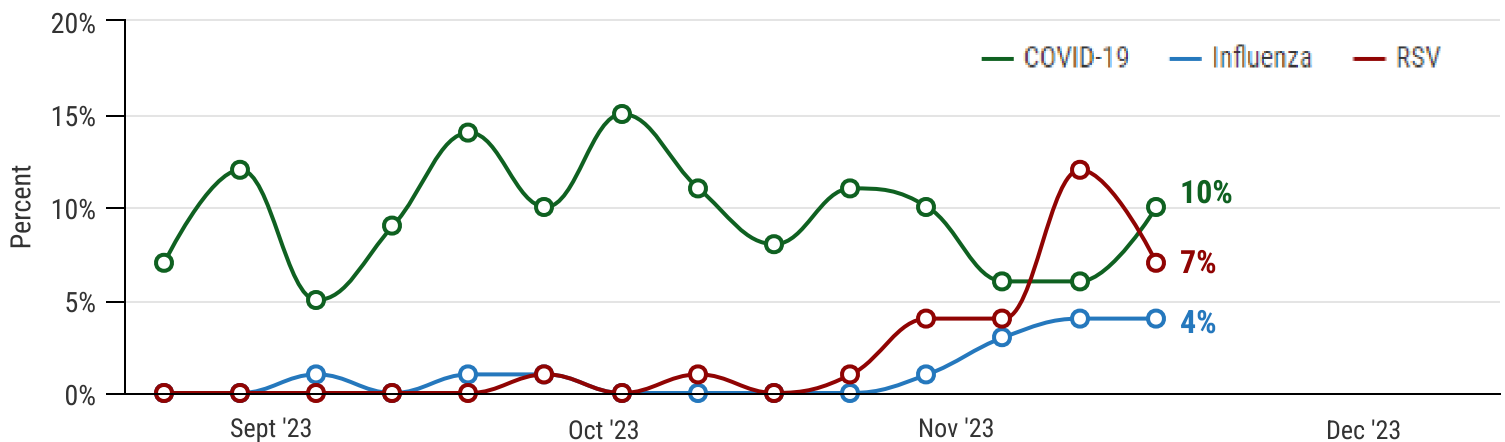
Questions? Contact Skagit County Public Health: 360-416-1500 or [CommunicableDisease@co.skagit.wa.us](mailto:CommunicableDisease@co.skagit.wa.us)



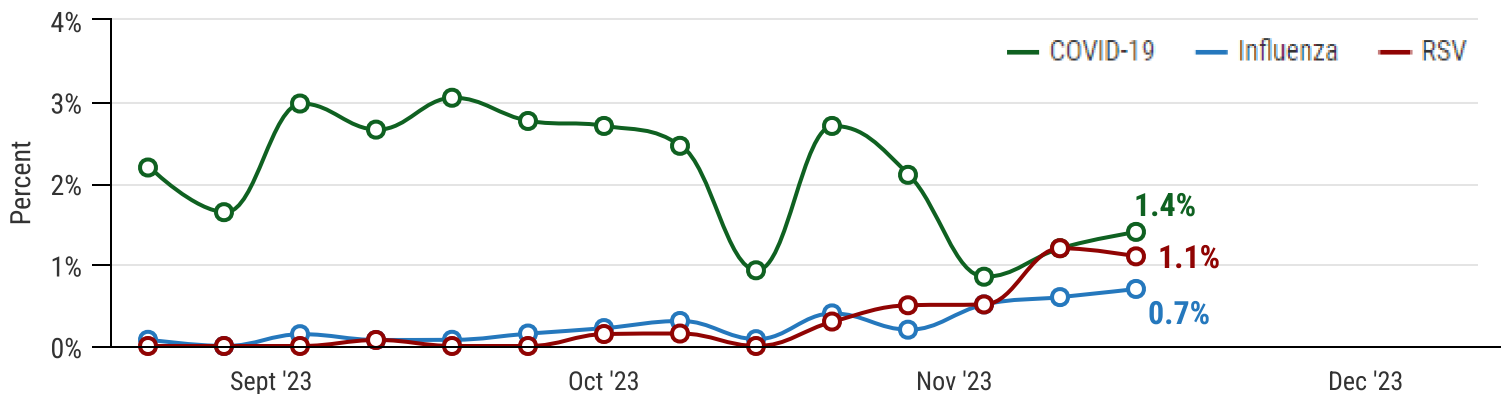
# Respiratory Virus Report

Data partners: Skagit Valley Hospital, PeaceHealth United General, and Island Health

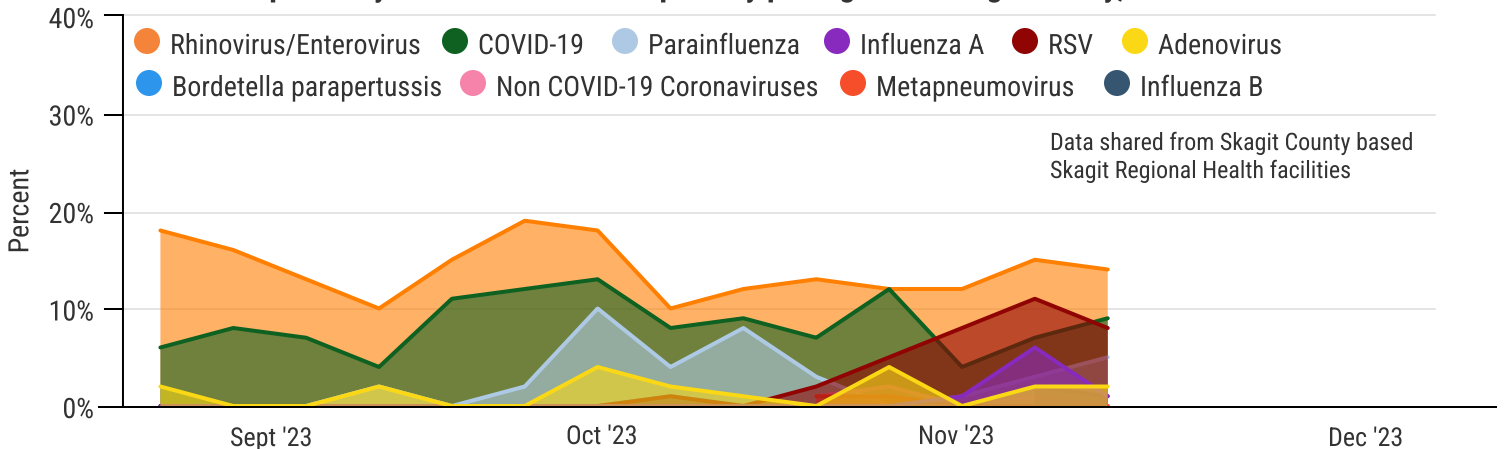
Percent of total tests that were positive for COVID-19, Influenza and RSV -- Skagit County, 2023-24 season



Percent of Emergency Department (ED) visits due to COVID-19, Influenza and RSV -- Skagit County, 2023-24 season



Percent positivity rates of common respiratory pathogens -- Skagit County, 2023-24 season



## Additional Resources

[Washington DOH Respiratory Dashboard](#)

[CDC Weekly Influenza Report](#)

[CDC Respiratory Surveillance](#)

Due to seasonality of Influenza and RSV, surveillance occurs between October 1 and May 31. To date, COVID-19 has not shown a clear seasonal pattern, so data shown are according to the respiratory illness season pattern for comparison purposes. Death data is reported once finalized, usually after 30 days. Data may not be 100% complete at the time of this report. Questions? Contact Skagit County Public Health: 360-416-1500 or [CommunicableDisease@co.skagit.wa.us](mailto:CommunicableDisease@co.skagit.wa.us)



## COVID-19 Activity is MODERATE

# 2.1%

of hospital visits were associated with COVID-19 this week

## 2023-24\* COVID-19 STATS



COVID-19 activity is higher than the previous week

# 5

COVID-19 related deaths

# 15

Number of COVID-19 outbreaks reported

## Influenza activity is MODERATE

# 0.8%

of hospital visits were associated with influenza this week

## 2023-24 INFLUENZA STATS



Influenza activity is slightly higher than the previous week

# 0

Influenza related deaths

# 0

Number of influenza outbreaks reported

## RSV activity is HIGH

# 1.8%

of hospital visits were associated with RSV this week

## 2023-24 RSV STATS



RSV activity is higher than the previous week

# 0

RSV related deaths

# 0

Number of RSV outbreaks reported

## What you can do to stop the spread of respiratory illnesses:



Wash your hands frequently.



Cover your coughs and sneezes.



Wear a well-fitting mask when visiting healthcare facilities.



Stay home when you are sick, and test when possible.



Get a seasonal influenza vaccine and stay up to date on COVID-19 vaccine. Ask your provider about RSV vaccine if you are eligible.

*\*Due to seasonality of Influenza and RSV, surveillance occurs between October 1 and May 31. To date, COVID-19 has not shown a clear seasonal pattern, so data shown are according to the respiratory illness season pattern for comparison purposes. Death data is reported once finalized, usually after 30 days.*

*Activity Levels: Our epidemiologists reviewed county emergency department (ED) visit data from past years to determine when respiratory illness related visit levels rise above the baseline, or non-seasonal surge levels. These thresholds are used to define the activity levels in these graphics.*

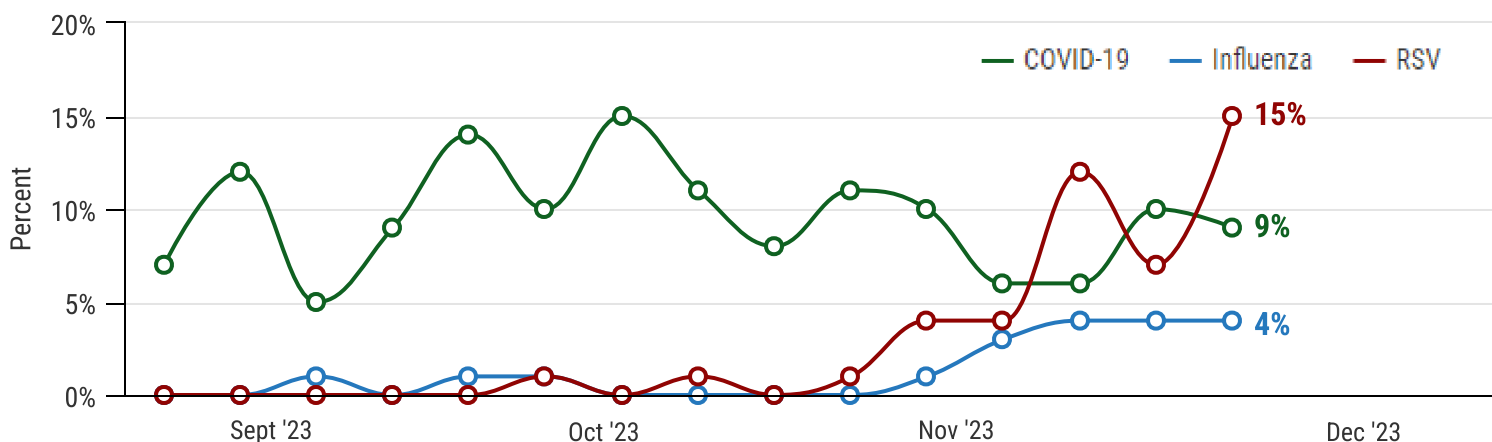
*Questions? Contact Skagit County Public Health: 360-416-1500 or [CommunicableDisease@co.skagit.wa.us](mailto:CommunicableDisease@co.skagit.wa.us)*



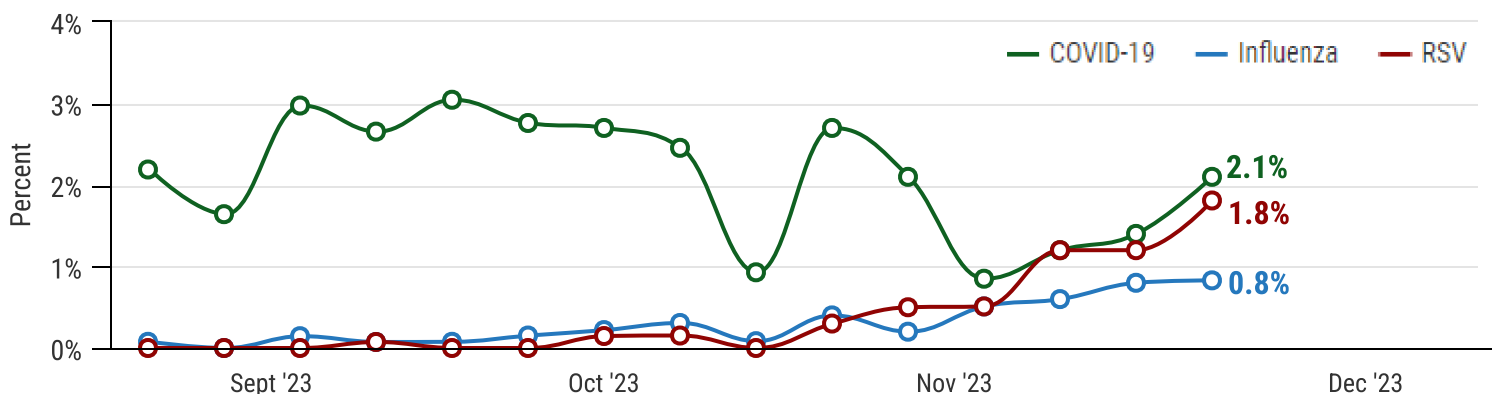
# Respiratory Virus Report

Data partners: Skagit Valley Hospital, PeaceHealth United General, and Island Health

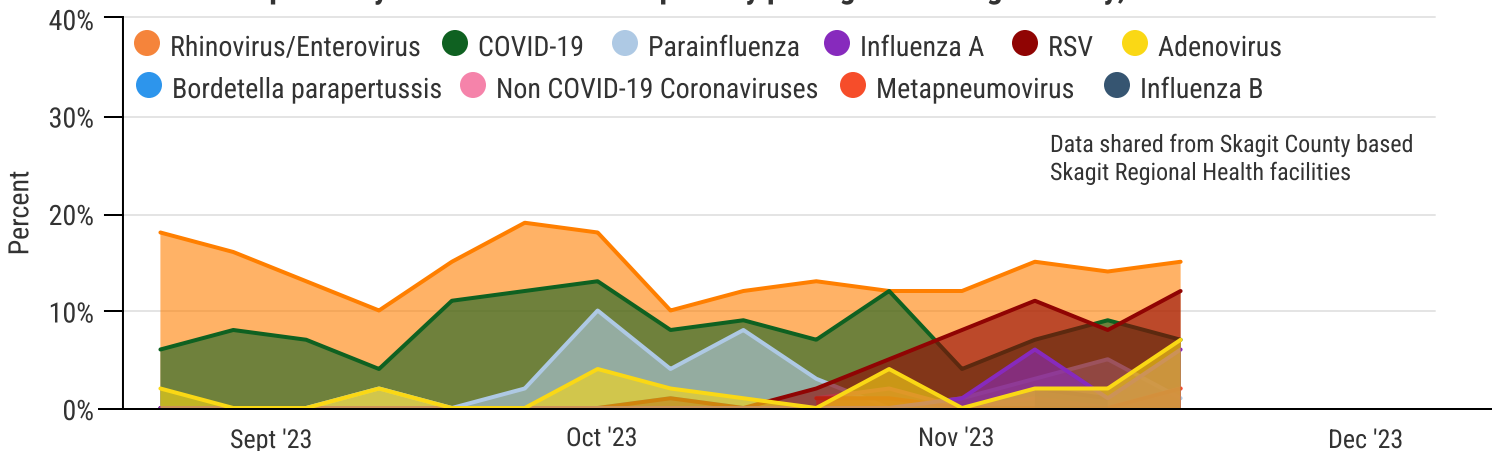
Percent of total tests that were positive for COVID-19, Influenza and RSV -- Skagit County, 2023-24 season



Percent of Emergency Department (ED) visits due to COVID-19, Influenza and RSV -- Skagit County, 2023-24 season



Percent positivity rates of common respiratory pathogens -- Skagit County, 2023-24 season



## Additional Resources

[Washington DOH Respiratory Dashboard](#)

[CDC Weekly Influenza Report](#)

[CDC Respiratory Surveillance](#)

Due to seasonality of Influenza and RSV, surveillance occurs between October 1 and May 31. To date, COVID-19 has not shown a clear seasonal pattern, so data shown are according to the respiratory illness season pattern for comparison purposes. Death data is reported once finalized, usually after 30 days. Data may not be 100% complete at the time of this report. [Questions?](#) Contact Skagit County Public Health: 360-416-1500 or [CommunicableDisease@co.skagit.wa.us](mailto:CommunicableDisease@co.skagit.wa.us)



## COVID-19 Activity is MODERATE

## 2023-24\* COVID-19 STATS

# 2.7%

of hospital visits were associated with COVID-19 this week



COVID-19 activity is higher than the previous week

# 6

COVID-19 related deaths

# 16

Number of COVID-19 outbreaks reported

## Influenza activity is SUBSTANTIAL

## 2023-24 INFLUENZA STATS

# 1.2%

of hospital visits were associated with influenza this week



Influenza activity is higher than the previous week

# 0

Influenza related deaths

# 0

Number of influenza outbreaks reported

## RSV activity is HIGH

## 2023-24 RSV STATS

# 2.2%

of hospital visits were associated with RSV this week



RSV activity is higher than the previous week

# 0

RSV related deaths

# 0

Number of RSV outbreaks reported

## What you can do to stop the spread of respiratory illnesses:



Wash your hands frequently.



Cover your coughs and sneezes.



Wear a well-fitting mask when visiting healthcare facilities.



Stay home when you are sick, and test when possible.



Get a seasonal influenza vaccine and stay up to date on COVID-19 vaccine. Ask your provider about RSV vaccine if you are eligible.

*\*Due to seasonality of Influenza and RSV, surveillance occurs between October 1 and May 31. To date, COVID-19 has not shown a clear seasonal pattern, so data shown are according to the respiratory illness season pattern for comparison purposes. Death data is reported once finalized, usually after 30 days.*

*Activity Levels: Our epidemiologists reviewed county emergency department (ED) visit data from past years to determine when respiratory illness related visit levels rise above the baseline, or non-seasonal surge levels. These thresholds are used to define the activity levels in these graphics.*

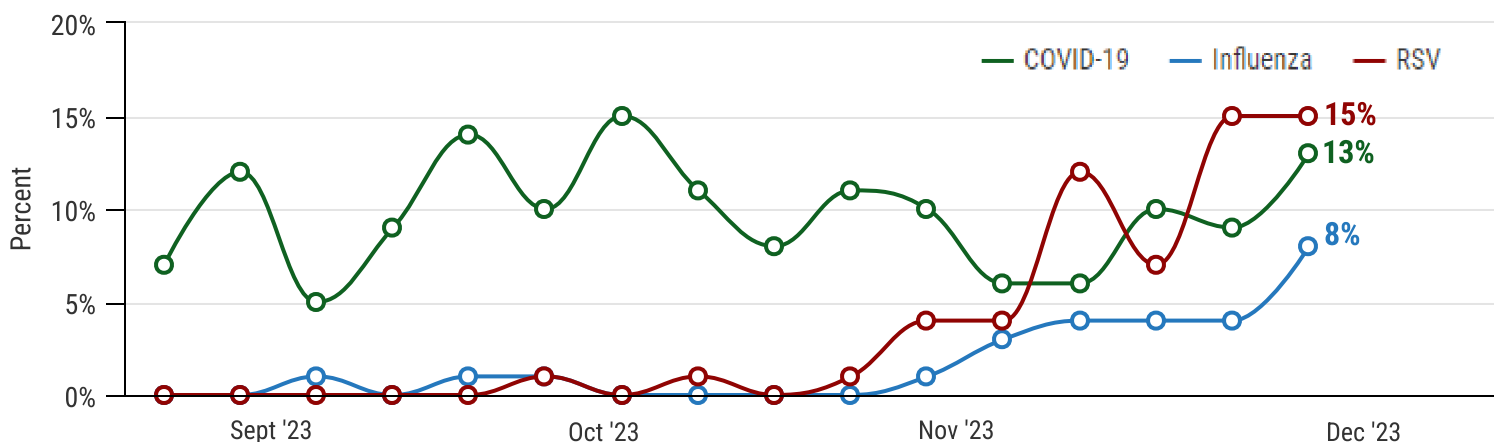
*Questions? Contact Skagit County Public Health: 360-416-1500 or [CommunicableDisease@co.skagit.wa.us](mailto:CommunicableDisease@co.skagit.wa.us)*



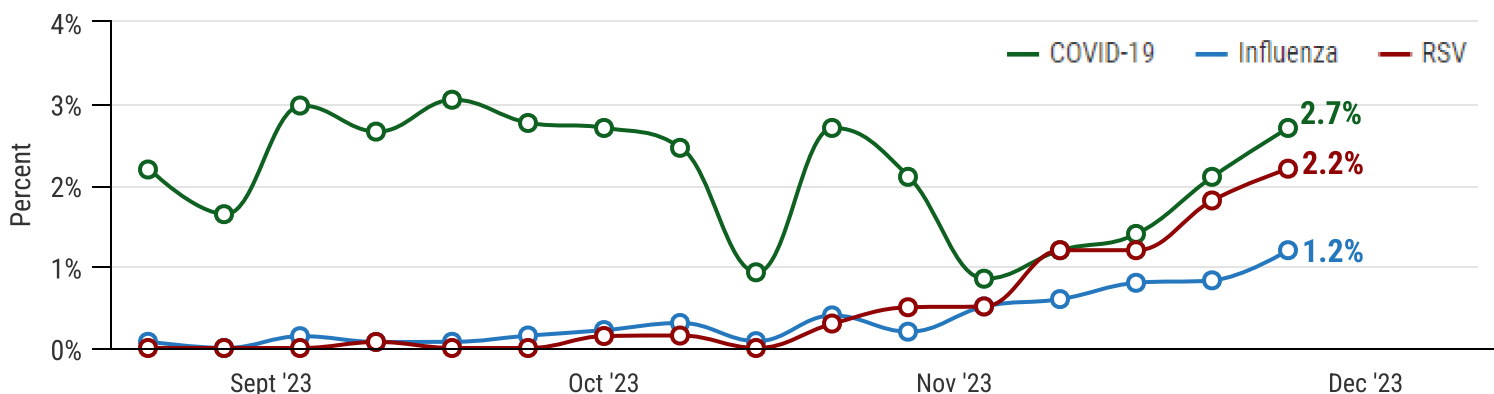
# Respiratory Virus Report

Data partners: Skagit Valley Hospital, PeaceHealth United General, and Island Health

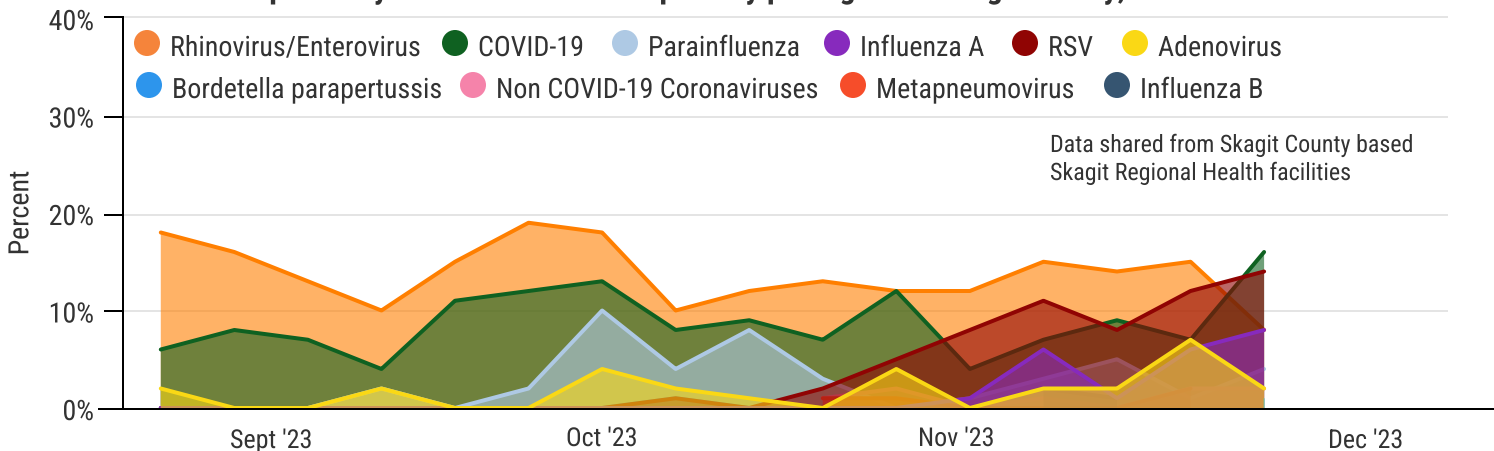
Percent of total tests that were positive for COVID-19, Influenza and RSV -- Skagit County, 2023-24 season



Percent of Emergency Department (ED) visits due to COVID-19, Influenza and RSV -- Skagit County, 2023-24 season



Percent positivity rates of common respiratory pathogens -- Skagit County, 2023-24 season



## Additional Resources

[Washington DOH Respiratory Dashboard](#)

[CDC Weekly Influenza Report](#)

[CDC Respiratory Surveillance](#)

Due to seasonality of Influenza and RSV, surveillance occurs between October 1 and May 31. To date, COVID-19 has not shown a clear seasonal pattern, so data shown are according to the respiratory illness season pattern for comparison purposes. Death data is reported once finalized, usually after 30 days. Data may not be 100% complete at the time of this report. [Questions?](#) Contact Skagit County Public Health: 360-416-1500 or [CommunicableDisease@co.skagit.wa.us](mailto:CommunicableDisease@co.skagit.wa.us)



## COVID-19 Activity is MODERATE

# 2.6%

of hospital visits were associated with COVID-19 this week

## 2023-24\* COVID-19 STATS



COVID-19 activity is unchanged from the previous week

# 6

COVID-19 related deaths

# 16

Number of COVID-19 outbreaks reported

## Influenza activity is MODERATE

# 0.8%

of hospital visits were associated with influenza this week

## 2023-24 INFLUENZA STATS



Influenza activity is slightly lower than the previous week

# 0

Influenza related deaths

# 0

Number of influenza outbreaks reported

## RSV activity is HIGH

# 2.8%

of hospital visits were associated with RSV this week

## 2023-24 RSV STATS



RSV activity is higher than the previous week

# 0

RSV related deaths

# 0

Number of RSV outbreaks reported

## What you can do to stop the spread of respiratory illnesses:



Wash your hands frequently.



Cover your coughs and sneezes.



Wear a well-fitting mask when visiting healthcare facilities.



Stay home when you are sick, and test when possible.



Get a seasonal influenza vaccine and stay up to date on COVID-19 vaccine. Ask your provider about RSV vaccine if you are eligible.

*\*Due to seasonality of Influenza and RSV, surveillance occurs between October 1 and May 31. To date, COVID-19 has not shown a clear seasonal pattern, so data shown are according to the respiratory illness season pattern for comparison purposes. Death data is reported once finalized, usually after 30 days.*

*Activity Levels: Our epidemiologists reviewed county emergency department (ED) visit data from past years to determine when respiratory illness related visit levels rise above the baseline, or non-seasonal surge levels. These thresholds are used to define the activity levels in these graphics.*

*Questions? Contact Skagit County Public Health: 360-416-1500 or [CommunicableDisease@co.skagit.wa.us](mailto:CommunicableDisease@co.skagit.wa.us)*

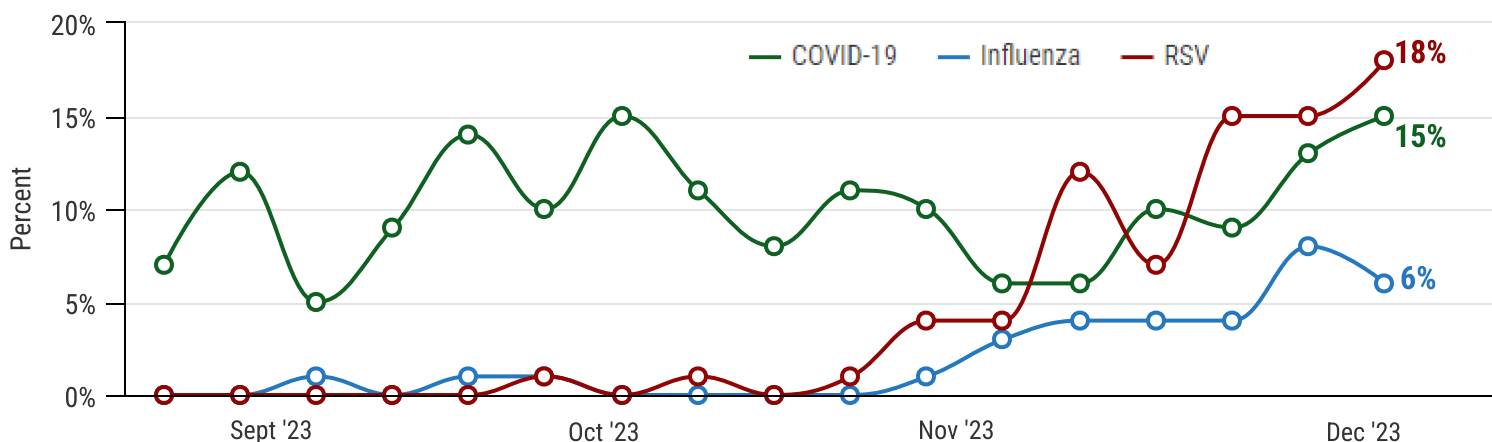




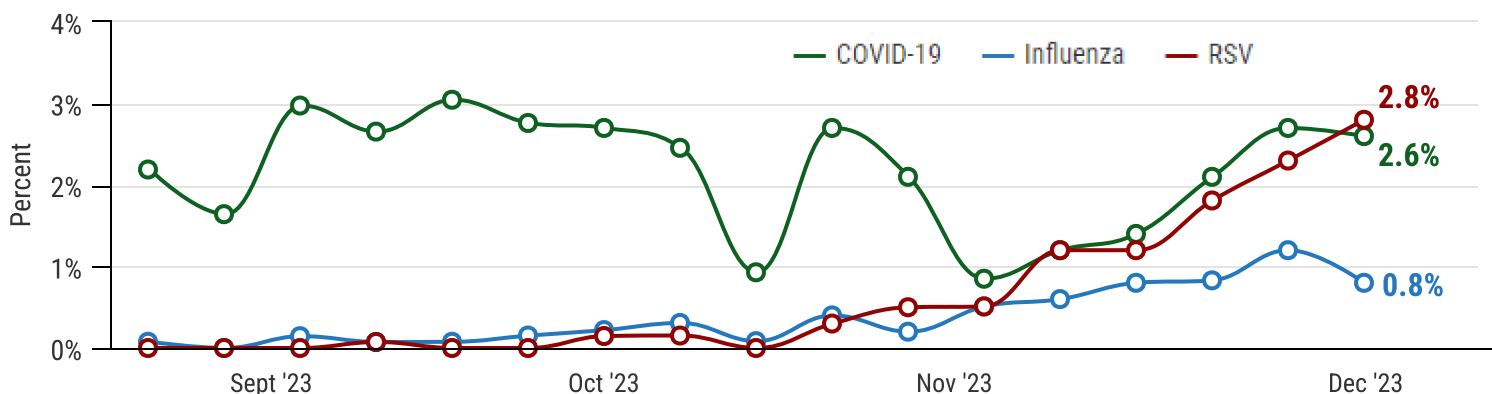
# Respiratory Virus Report

Data partners: Skagit Valley Hospital, PeaceHealth United General, and Island Health

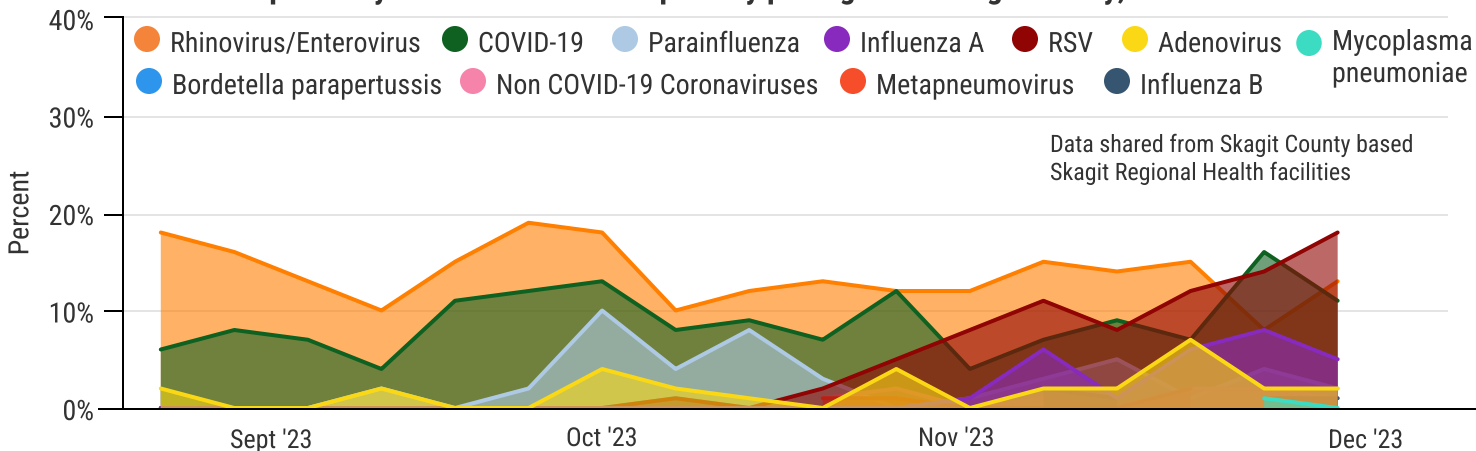
Percent of total tests that were positive for COVID-19, Influenza and RSV -- Skagit County, 2023-24 season



Percent of Emergency Department (ED) visits due to COVID-19, Influenza and RSV -- Skagit County, 2023-24 season



Percent positivity rates of common respiratory pathogens -- Skagit County, 2023-24 season



## Additional Resources

[Washington DOH Respiratory Dashboard](#)

[CDC Weekly Influenza Report](#)

[CDC Respiratory Surveillance](#)

Due to seasonality of Influenza and RSV, surveillance occurs between October 1 and May 31. To date, COVID-19 has not shown a clear seasonal pattern, so data shown are according to the respiratory illness season pattern for comparison purposes. Death data is reported once finalized, usually after 30 days. Data may not be 100% complete at the time of this report. [Questions?](#) Contact Skagit County Public Health: 360-416-1500 or [CommunicableDisease@co.skagit.wa.us](mailto:CommunicableDisease@co.skagit.wa.us)





## COVID-19 Activity is MODERATE

# 3%

of hospital visits were associated with COVID-19 this week

## 2023-24\* COVID-19 STATS



COVID-19 activity is unchanged from the previous week

# 6

COVID-19 related deaths

# 17

Number of COVID-19 outbreaks reported

## Influenza activity is SUBSTANTIAL

# 1.6%

of hospital visits were associated with influenza this week

## 2023-24 INFLUENZA STATS



Influenza activity is higher than the previous week

# 0

Influenza related deaths

# 0

Number of influenza outbreaks reported

## RSV activity is HIGH

# 1.5%

of hospital visits were associated with RSV this week

## 2023-24 RSV STATS



RSV activity is lower than the previous week

# 0

RSV related deaths

# 0

Number of RSV outbreaks reported

## What you can do to stop the spread of respiratory illnesses:



Wash your hands frequently.



Cover your coughs and sneezes.



Wear a well-fitting mask when visiting healthcare facilities.



Stay home when you are sick, and test when possible.



Get a seasonal influenza vaccine and stay up to date on COVID-19 vaccine. Ask your provider about RSV vaccine if you are eligible.

*\*Due to seasonality of Influenza and RSV, surveillance occurs between October 1 and May 31. To date, COVID-19 has not shown a clear seasonal pattern, so data shown are according to the respiratory illness season pattern for comparison purposes. Death data is reported once finalized, usually after 30 days.*

*Activity Levels: Our epidemiologists reviewed county emergency department (ED) visit data from past years to determine when respiratory illness related visit levels rise above the baseline, or non-seasonal surge levels. These thresholds are used to define the activity levels in these graphics.*

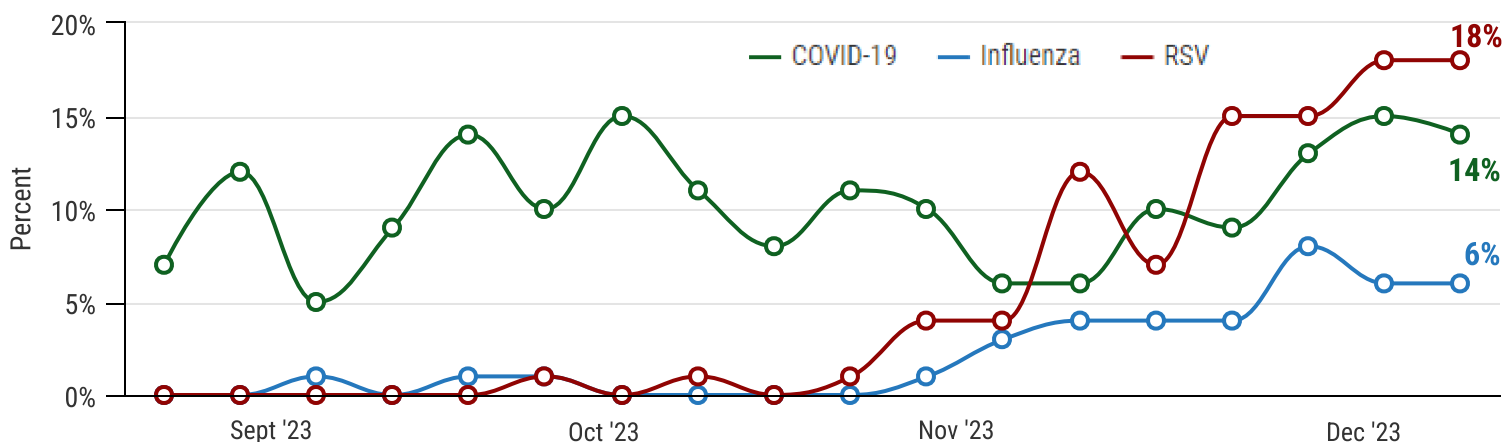
*Questions? Contact Skagit County Public Health: 360-416-1500 or [CommunicableDisease@co.skagit.wa.us](mailto:CommunicableDisease@co.skagit.wa.us)*



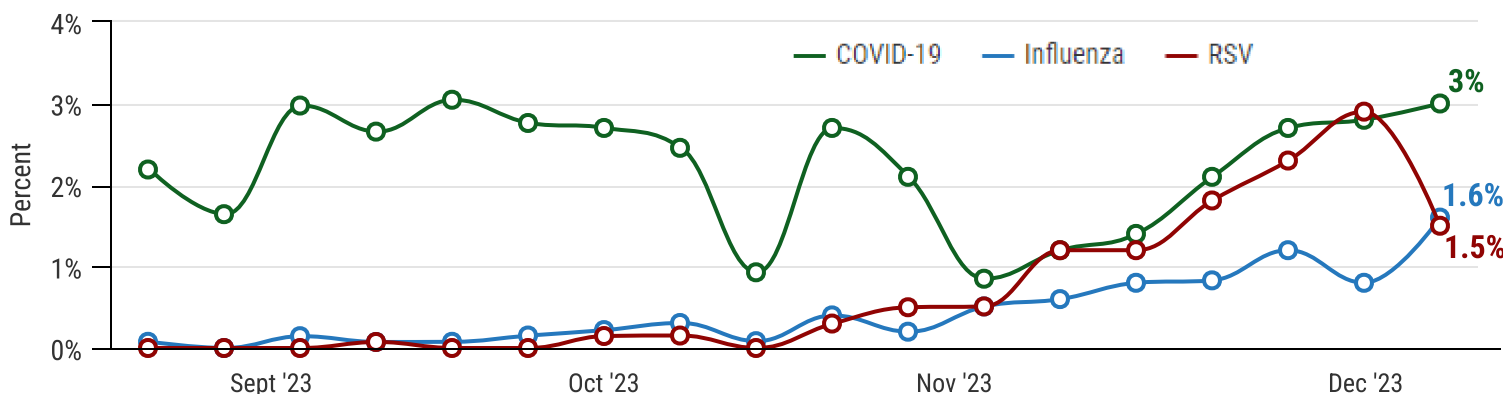
# Respiratory Virus Report

Data partners: Skagit Valley Hospital, PeaceHealth United General, and Island Health

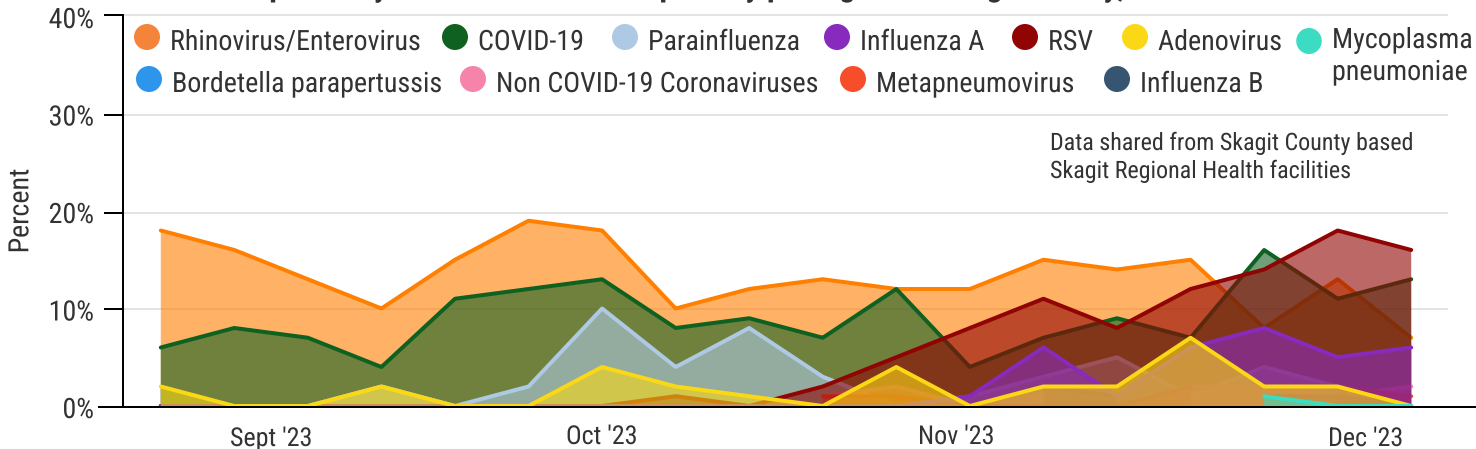
Percent of total tests that were positive for COVID-19, Influenza and RSV -- Skagit County, 2023-24 season



Percent of Emergency Department (ED) visits due to COVID-19, Influenza and RSV -- Skagit County, 2023-24 season



Percent positivity rates of common respiratory pathogens -- Skagit County, 2023-24 season



## Additional Resources

[Washington DOH Respiratory Dashboard](#)

[CDC Weekly Influenza Report](#)

[CDC Respiratory Surveillance](#)

Due to seasonality of Influenza and RSV, surveillance occurs between October 1 and May 31. To date, COVID-19 has not shown a clear seasonal pattern, so data shown are according to the respiratory illness season pattern for comparison purposes. Death data is reported once finalized, usually after 30 days. Data may not be 100% complete at the time of this report. [Questions?](#) Contact Skagit County Public Health: 360-416-1500 or [CommunicableDisease@co.skagit.wa.us](mailto:CommunicableDisease@co.skagit.wa.us)



## COVID-19 Activity is MODERATE

# 3%

of hospital visits were associated with COVID-19 this week

## 2023-24\* COVID-19 STATS



COVID-19 activity is unchanged from the previous week

# 6

COVID-19 related deaths

# 18

Number of COVID-19 outbreaks reported

## Influenza activity is SUBSTANTIAL

# 1.2%

of hospital visits were associated with influenza this week

## 2023-24 INFLUENZA STATS



Influenza activity is unchanged from the previous week

# 0

Influenza related deaths

# 0

Number of influenza outbreaks reported

## RSV activity is HIGH

# 2.1%

of hospital visits were associated with RSV this week

## 2023-24 RSV STATS



RSV activity is unchanged from the previous week

# 0

RSV related deaths

# 1

Number of RSV outbreaks reported

## What you can do to stop the spread of respiratory illnesses:



Wash your hands frequently.



Cover your coughs and sneezes.



Wear a well-fitting mask when visiting healthcare facilities.



Stay home when you are sick, and test when possible.



Get a seasonal influenza vaccine and stay up to date on COVID-19 vaccine. Ask your provider about RSV vaccine if you are eligible.

*\*Due to seasonality of Influenza and RSV, surveillance occurs between October 1 and May 31. To date, COVID-19 has not shown a clear seasonal pattern, so data shown are according to the respiratory illness season pattern for comparison purposes. Death data is reported once finalized, usually after 30 days.*

*Activity Levels:* Our epidemiologists reviewed county emergency department (ED) visit data from past years to determine when respiratory illness related visit levels rise above the baseline, or non-seasonal surge levels. These thresholds are used to define the activity levels in these graphics.

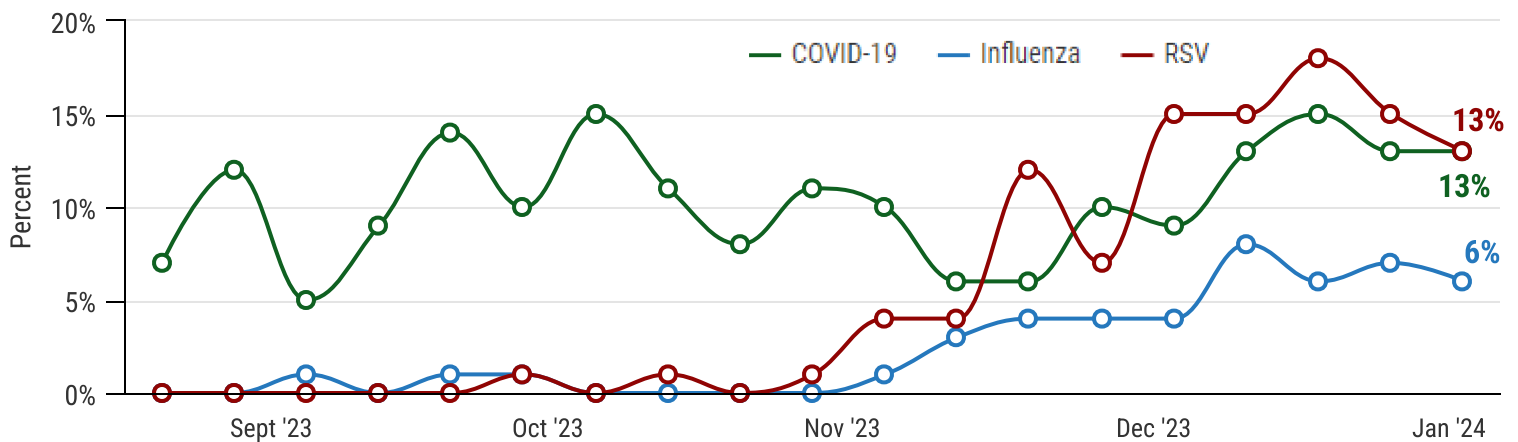
*Questions?* Contact Skagit County Public Health: 360-416-1500 or [CommunicableDisease@co.skagit.wa.us](mailto:CommunicableDisease@co.skagit.wa.us)



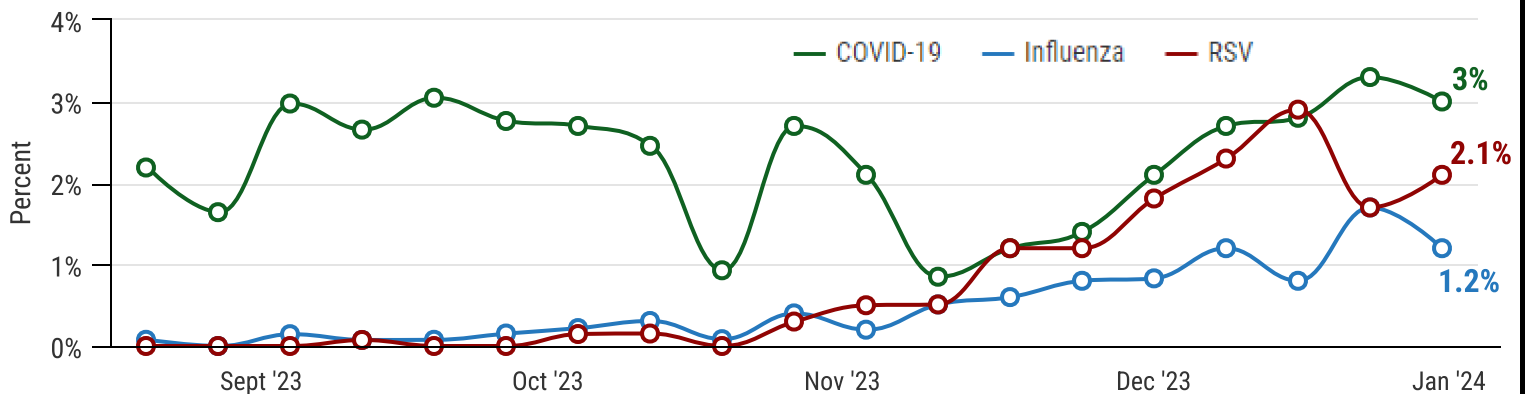
# Respiratory Virus Report

Data partners: Skagit Valley Hospital, PeaceHealth United General, and Island Health

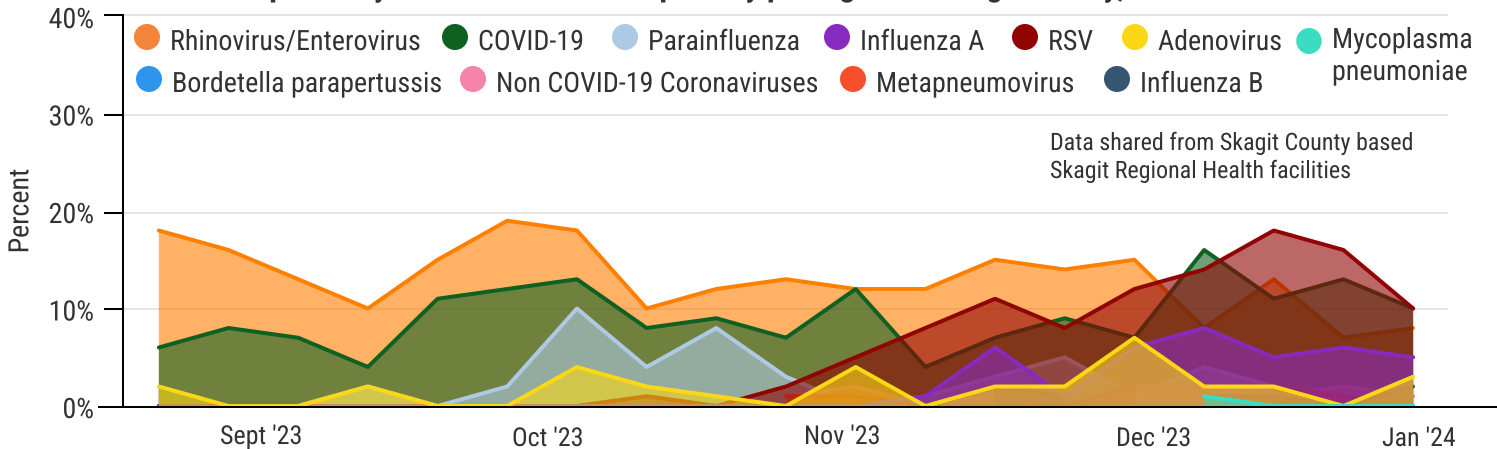
Percent of total tests that were positive for COVID-19, Influenza and RSV -- Skagit County, 2023-24 season



Percent of Emergency Department (ED) visits due to COVID-19, Influenza and RSV -- Skagit County, 2023-24 season



Percent positivity rates of common respiratory pathogens -- Skagit County, 2023-24 season



## Additional Resources

[Washington DOH Respiratory Dashboard](#)

[CDC Weekly Influenza Report](#)

[CDC Respiratory Surveillance](#)

Due to seasonality of Influenza and RSV, surveillance occurs between October 1 and May 31. To date, COVID-19 has not shown a clear seasonal pattern, so data shown are according to the respiratory illness season pattern for comparison purposes. Death data is reported once finalized, usually after 30 days. Data may not be 100% complete at the time of this report. [Questions?](#) Contact Skagit County Public Health: 360-416-1500 or [CommunicableDisease@co.skagit.wa.us](mailto:CommunicableDisease@co.skagit.wa.us)



## COVID-19 Activity is MODERATE

# 2.6%

of hospital visits were associated with COVID-19 this week

## 2023-24\* COVID-19 STATS



COVID-19 activity is lower than the previous week

# 7

COVID-19 related deaths

# 19

Number of COVID-19 outbreaks reported

## Influenza activity is SUBSTANTIAL

# 1.1%

of hospital visits were associated with influenza this week

## 2023-24 INFLUENZA STATS



Influenza activity is unchanged from the previous week

# 0

Influenza related deaths

# 0

Number of influenza outbreaks reported

## RSV activity is HIGH

# 0.9%

of hospital visits were associated with RSV this week

## 2023-24 RSV STATS



RSV activity is lower than the previous week

# 0

RSV related deaths

# 1

Number of RSV outbreaks reported

## What you can do to stop the spread of respiratory illnesses:



Wash your hands frequently.



Cover your coughs and sneezes.



Wear a well-fitting mask when visiting healthcare facilities.



Stay home when you are sick, and test when possible.



Get a seasonal influenza vaccine and stay up to date on COVID-19 vaccine. Ask your provider about RSV vaccine if you are eligible.

*\*Due to seasonality of Influenza and RSV, surveillance occurs between October 1 and May 31. To date, COVID-19 has not shown a clear seasonal pattern, so data shown are according to the respiratory illness season pattern for comparison purposes. Death data is reported once finalized, usually after 30 days.*

*Activity Levels: Our epidemiologists reviewed county emergency department (ED) visit data from past years to determine when respiratory illness related visit levels rise above the baseline, or non-seasonal surge levels. These thresholds are used to define the activity levels in these graphics.*

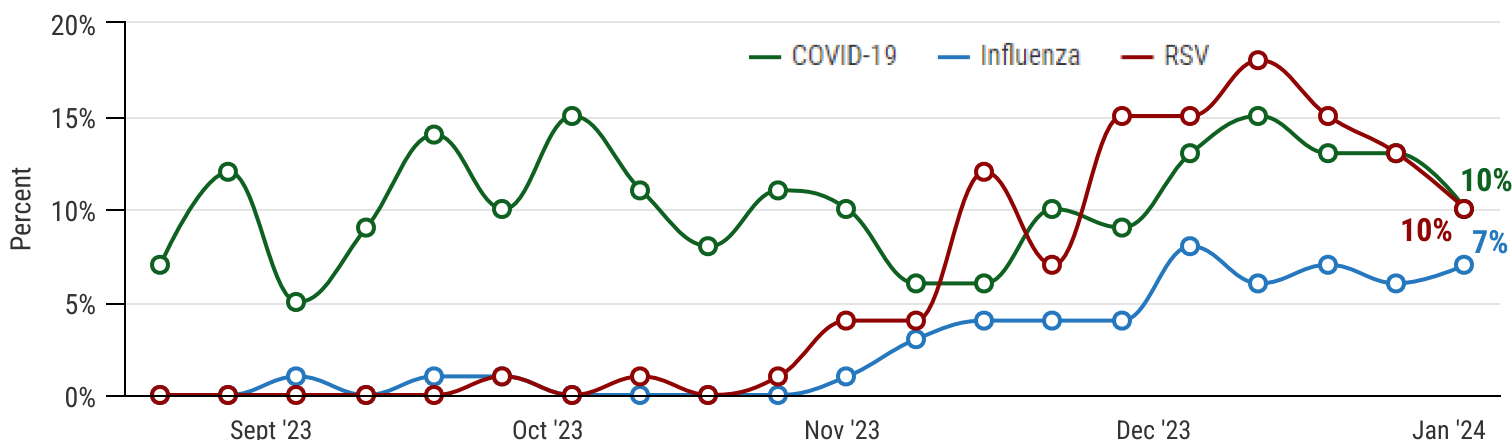
*Questions? Contact Skagit County Public Health: 360-416-1500 or [CommunicableDisease@co.skagit.wa.us](mailto:CommunicableDisease@co.skagit.wa.us)*



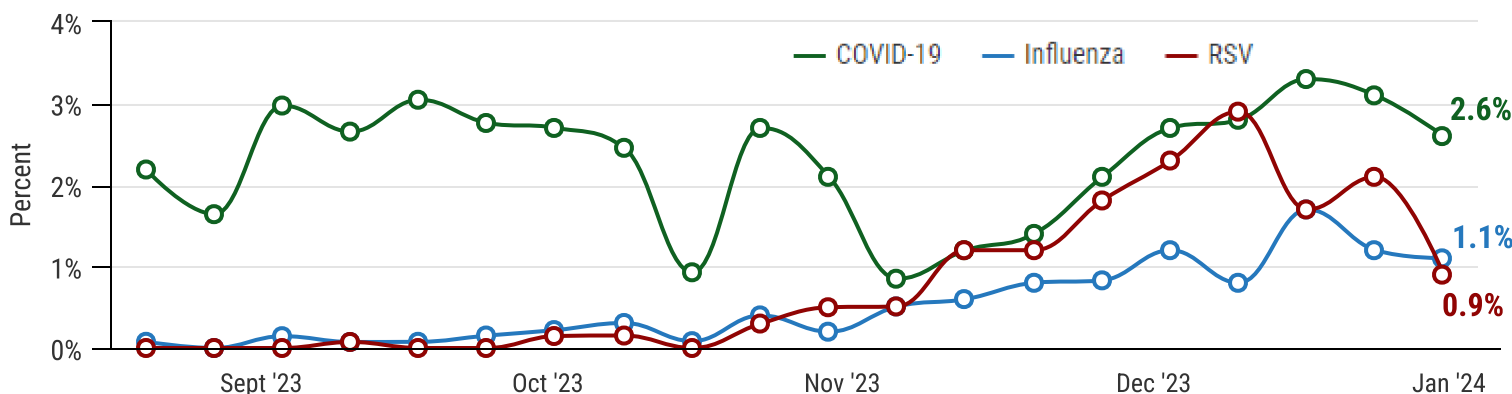
# Respiratory Virus Report

Data partners: Skagit Valley Hospital, PeaceHealth United General, and Island Health

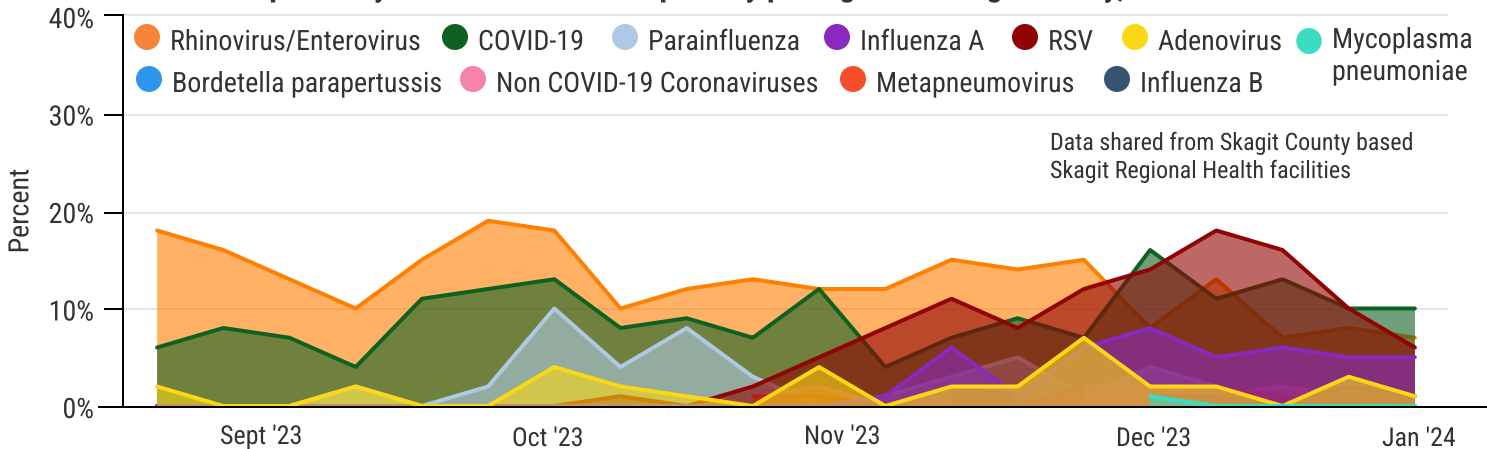
Percent of total tests that were positive for COVID-19, Influenza and RSV -- Skagit County, 2023-24 season



Percent of Emergency Department (ED) visits due to COVID-19, Influenza and RSV -- Skagit County, 2023-24 season



Percent positivity rates of common respiratory pathogens -- Skagit County, 2023-24 season



## Additional Resources

[Washington DOH Respiratory Dashboard](#)

[CDC Weekly Influenza Report](#)

[CDC Respiratory Surveillance](#)

Due to seasonality of Influenza and RSV, surveillance occurs between October 1 and May 31. To date, COVID-19 has not shown a clear seasonal pattern, so data shown are according to the respiratory illness season pattern for comparison purposes. Death data is reported once finalized, usually after 30 days. Data may not be 100% complete at the time of this report. [Questions?](#) Contact Skagit County Public Health: 360-416-1500 or [CommunicableDisease@co.skagit.wa.us](mailto:CommunicableDisease@co.skagit.wa.us)





## COVID-19 Activity is MODERATE

# 2.2%

of hospital visits were associated with COVID-19 this week

## 2023-24\* COVID-19 STATS



COVID-19 activity is unchanged from the previous week

# 7

COVID-19 related deaths

# 20

Number of COVID-19 outbreaks reported

## Influenza activity is HIGH

# 2.6%

of hospital visits were associated with influenza this week

## 2023-24 INFLUENZA STATS



Influenza activity is higher than the previous week

# 0

Influenza related deaths

# 0

Number of influenza outbreaks reported

## RSV activity is HIGH

# 0.7%

of hospital visits were associated with RSV this week

## 2023-24 RSV STATS



RSV activity is lower than the previous week

# 0

RSV related deaths

# 1

Number of RSV outbreaks reported

## What you can do to stop the spread of respiratory illnesses:



Wash your hands frequently.



Cover your coughs and sneezes.



Wear a well-fitting mask when visiting healthcare facilities.



Stay home when you are sick, and test when possible.



Get a seasonal influenza vaccine and stay up to date on COVID-19 vaccine. Ask your provider about RSV vaccine if you are eligible.

*\*Due to seasonality of Influenza and RSV, surveillance occurs between October 1 and May 31. To date, COVID-19 has not shown a clear seasonal pattern, so data shown are according to the respiratory illness season pattern for comparison purposes. Death data is reported once finalized, usually after 30 days.*

*Activity Levels: Our epidemiologists reviewed county emergency department (ED) visit data from past years to determine when respiratory illness related visit levels rise above the baseline, or non-seasonal surge levels. These thresholds are used to define the activity levels in these graphics.*

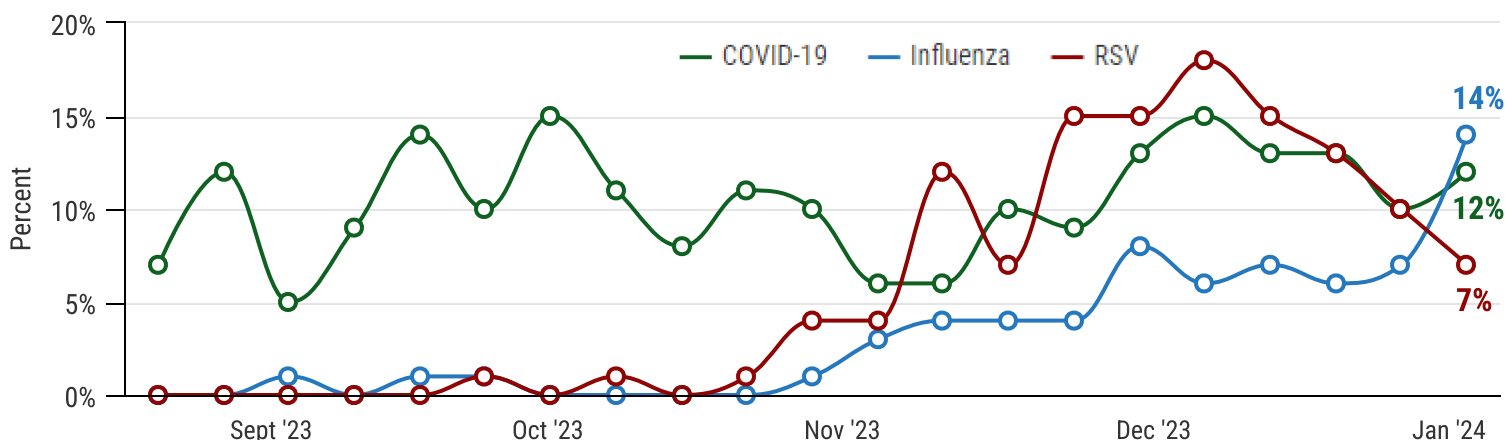
*Questions? Contact Skagit County Public Health: 360-416-1500 or [CommunicableDisease@co.skagit.wa.us](mailto:CommunicableDisease@co.skagit.wa.us)*



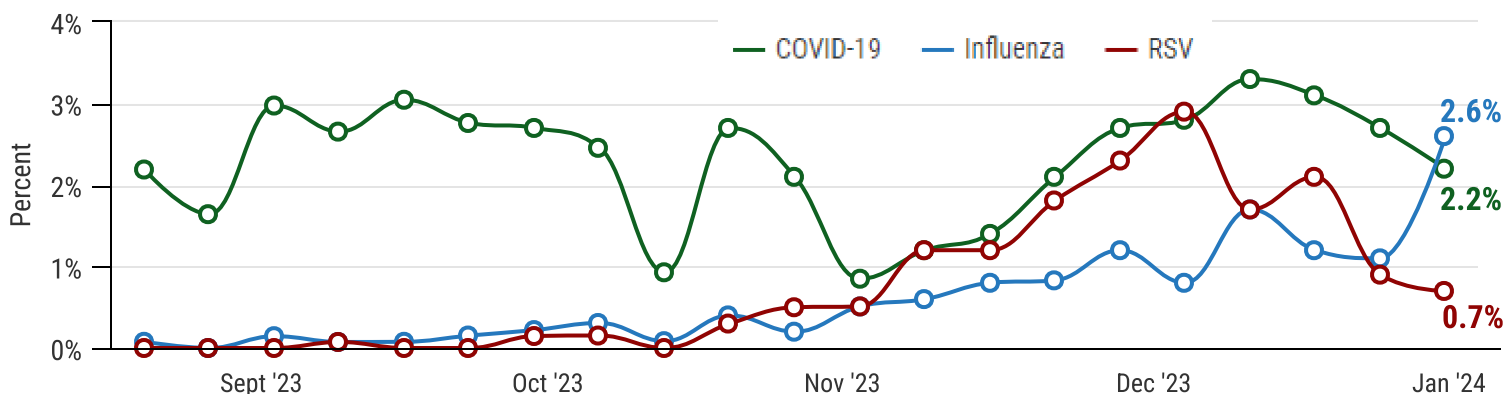
# Respiratory Virus Report

Data partners: Skagit Valley Hospital, PeaceHealth United General, and Island Health

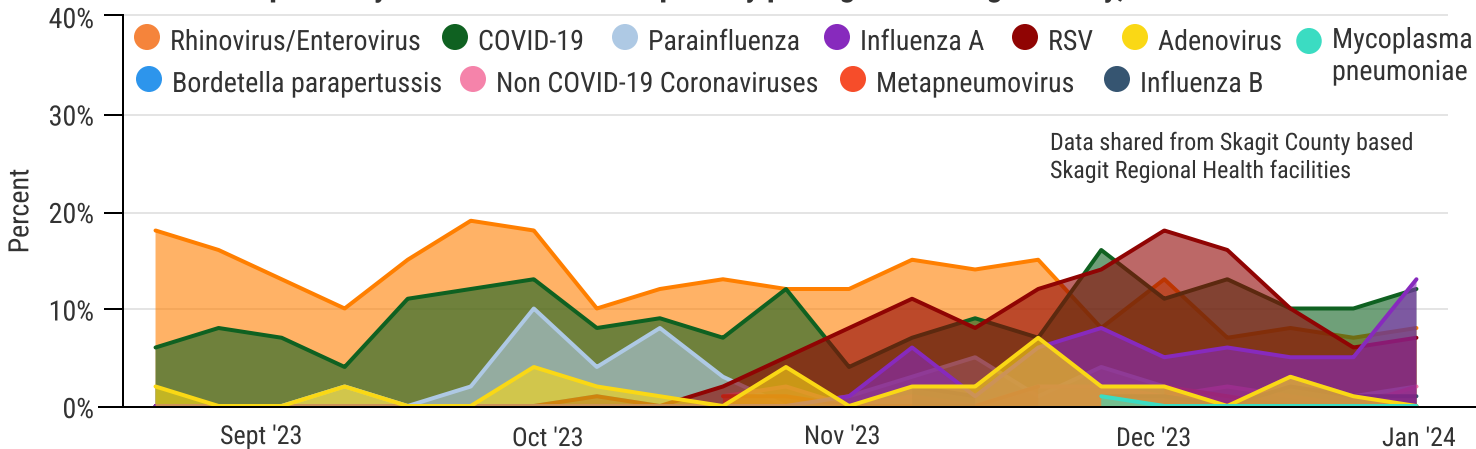
Percent of total tests that were positive for COVID-19, Influenza and RSV -- Skagit County, 2023-24 season



Percent of Emergency Department (ED) visits due to COVID-19, Influenza and RSV -- Skagit County, 2023-24 season



Percent positivity rates of common respiratory pathogens -- Skagit County, 2023-24 season



## Additional Resources

[Washington DOH Respiratory Dashboard](#)

[CDC Weekly Influenza Report](#)

[CDC Respiratory Surveillance](#)

Due to seasonality of Influenza and RSV, surveillance occurs between October 1 and May 31. To date, COVID-19 has not shown a clear seasonal pattern, so data shown are according to the respiratory illness season pattern for comparison purposes. Death data is reported once finalized, usually after 30 days. Data may not be 100% complete at the time of this report. [Questions?](#) Contact Skagit County Public Health: 360-416-1500 or [CommunicableDisease@co.skagit.wa.us](mailto:CommunicableDisease@co.skagit.wa.us)





## COVID-19 Activity is MODERATE

# 2.9%

of hospital visits were associated with COVID-19 this week

## 2023-24\* COVID-19 STATS



COVID-19 activity is unchanged from the previous week

# 8

COVID-19 related deaths

# 20

Number of COVID-19 outbreaks reported

## Influenza activity is HIGH

# 5.9%

of hospital visits were associated with influenza this week

## 2023-24 INFLUENZA STATS



Influenza activity is higher than the previous week

# 0

Influenza related deaths

# 1

Number of influenza outbreaks reported

## RSV activity is MODERATE

# 0.2%

of hospital visits were associated with RSV this week

## 2023-24 RSV STATS



RSV activity is lower than the previous week

# 0

RSV related deaths

# 1

Number of RSV outbreaks reported

## What you can do to stop the spread of respiratory illnesses:



Wash your hands frequently.



Cover your coughs and sneezes.



Wear a well-fitting mask when visiting healthcare facilities.



Stay home when you are sick, and test when possible.



Get a seasonal influenza vaccine and stay up to date on COVID-19 vaccine. Ask your provider about RSV vaccine if you are eligible.

*\*Due to seasonality of Influenza and RSV, surveillance occurs between October 1 and May 31. To date, COVID-19 has not shown a clear seasonal pattern, so data shown are according to the respiratory illness season pattern for comparison purposes. Death data is reported once finalized, usually after 30 days.*

*Activity Levels:* Our epidemiologists reviewed county emergency department (ED) visit data from past years to determine when respiratory illness related visit levels rise above the baseline, or non-seasonal surge levels. These thresholds are used to define the activity levels in these graphics.

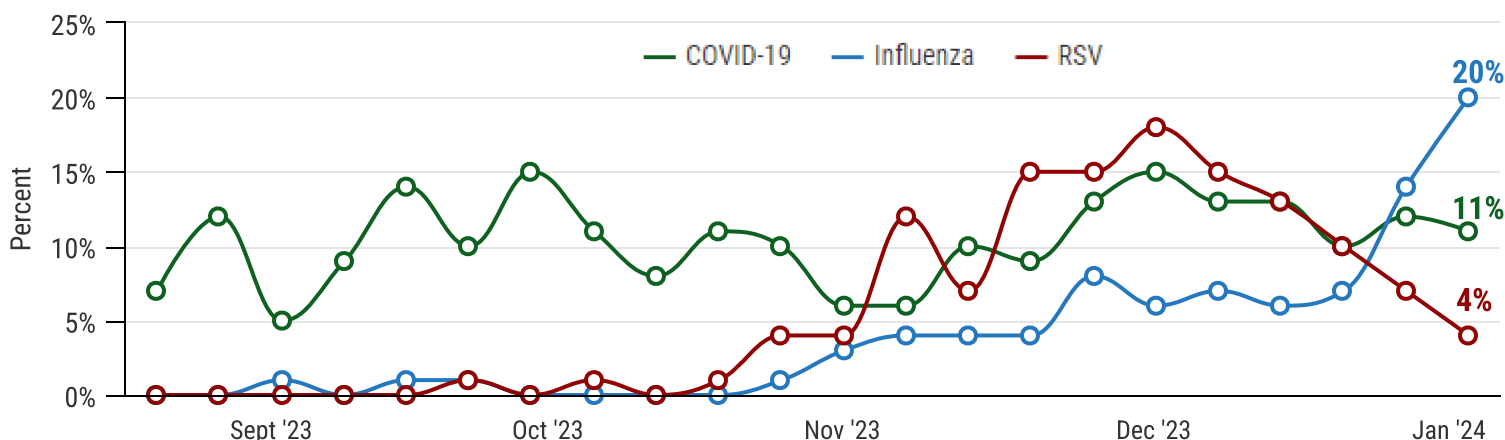
*Questions?* Contact Skagit County Public Health: 360-416-1500 or [CommunicableDisease@co.skagit.wa.us](mailto:CommunicableDisease@co.skagit.wa.us)



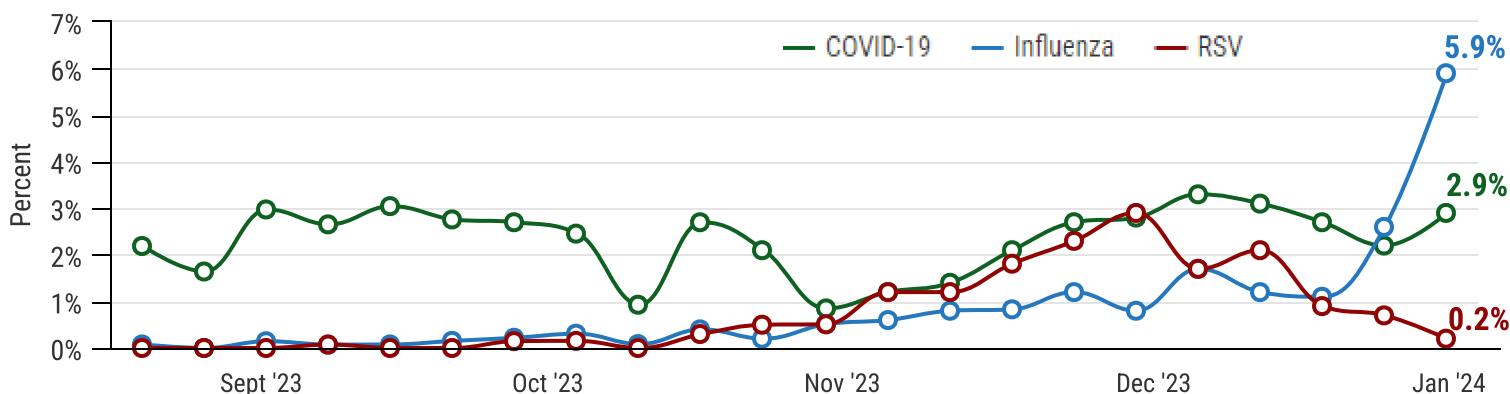
# Respiratory Virus Report

Data partners: Skagit Valley Hospital, PeaceHealth United General, and Island Health

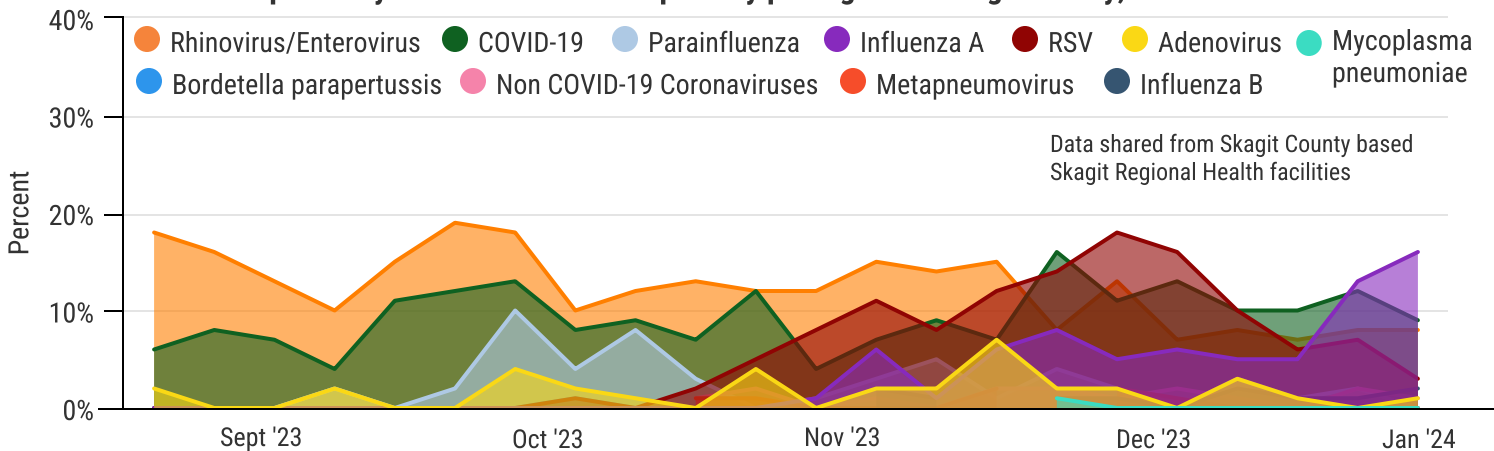
Percent of total tests that were positive for COVID-19, Influenza and RSV -- Skagit County, 2023-24 season



Percent of Emergency Department (ED) visits due to COVID-19, Influenza and RSV -- Skagit County, 2023-24 season



Percent positivity rates of common respiratory pathogens -- Skagit County, 2023-24 season



## Additional Resources

[Washington DOH Respiratory Dashboard](#)

[CDC Weekly Influenza Report](#)

[CDC Respiratory Surveillance](#)

Due to seasonality of Influenza and RSV, surveillance occurs between October 1 and May 31. To date, COVID-19 has not shown a clear seasonal pattern, so data shown are according to the respiratory illness season pattern for comparison purposes. Death data is reported once finalized, usually after 30 days. Data may not be 100% complete at the time of this report. [Questions?](#) Contact Skagit County Public Health: 360-416-1500 or [CommunicableDisease@co.skagit.wa.us](mailto:CommunicableDisease@co.skagit.wa.us)



## COVID-19 Activity is MODERATE

# 2.1%

of hospital visits were associated with COVID-19 this week

## 2023-24\* COVID-19 STATS



COVID-19 activity is lower than the previous week

# 8

COVID-19 related deaths

# 21

Number of COVID-19 outbreaks reported

## Influenza activity is HIGH

# 2.4%

of hospital visits were associated with influenza this week

## 2023-24 INFLUENZA STATS



Influenza activity is lower than the previous week

# 0

Influenza related deaths

# 1

Number of influenza outbreaks reported

## RSV activity is HIGH

# 0.4%

of hospital visits were associated with RSV this week

## 2023-24 RSV STATS



RSV activity is unchanged from the previous week

# 0

RSV related deaths

# 1

Number of RSV outbreaks reported

## What you can do to stop the spread of respiratory illnesses:



Wash your hands frequently.



Cover your coughs and sneezes.



Wear a well-fitting mask when visiting healthcare facilities.



Stay home when you are sick, and test when possible.



Get a seasonal influenza vaccine and stay up to date on COVID-19 vaccine. Ask your provider about RSV vaccine if you are eligible.

\*Due to seasonality of Influenza and RSV, surveillance occurs between October 1 and May 31. To date, COVID-19 has not shown a clear seasonal pattern, so data shown are according to the respiratory illness season pattern for comparison purposes. Death data is reported once finalized, usually after 30 days.

Activity Levels: Our epidemiologists reviewed county emergency department (ED) visit data from past years to determine when respiratory illness related visit levels rise above the baseline, or non-seasonal surge levels. These thresholds are used to define the activity levels in these graphics.

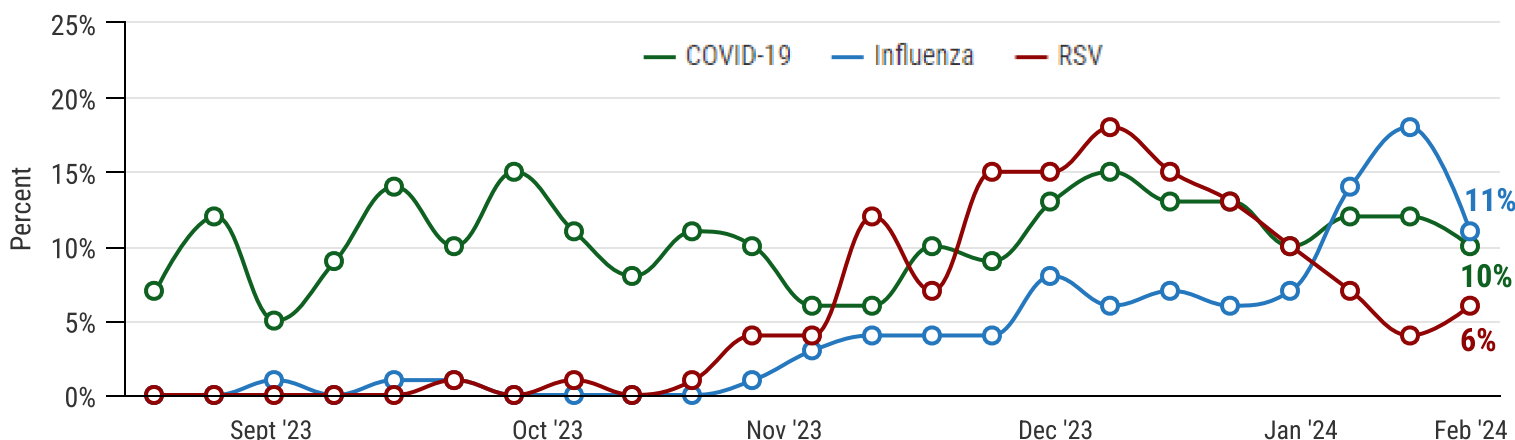
Questions? Contact Skagit County Public Health: 360-416-1500 or [CommunicableDisease@co.skagit.wa.us](mailto:CommunicableDisease@co.skagit.wa.us)



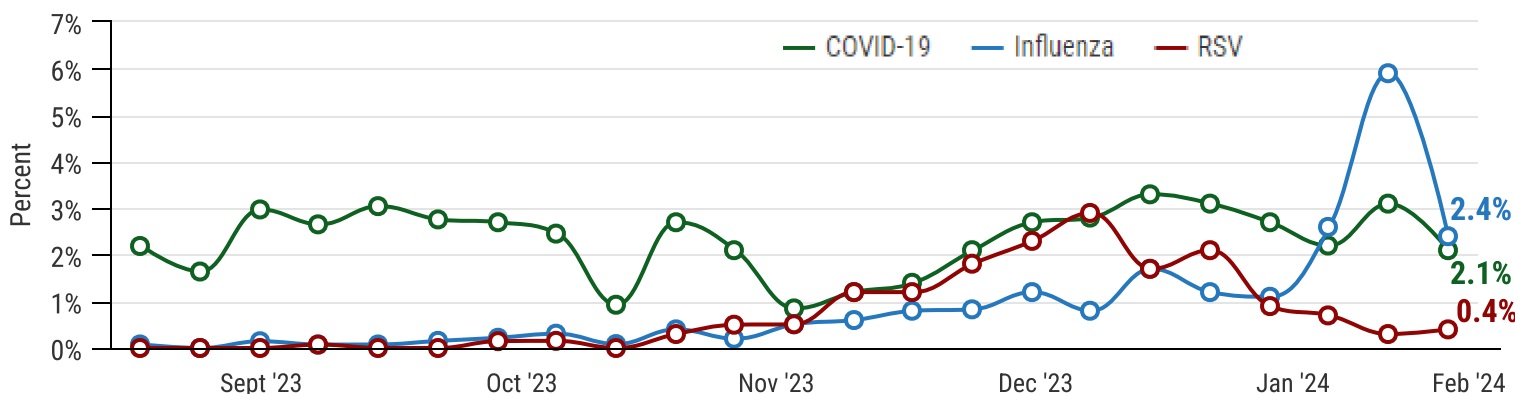
# Respiratory Virus Report

Data partners: Skagit Valley Hospital, PeaceHealth United General, and Island Health

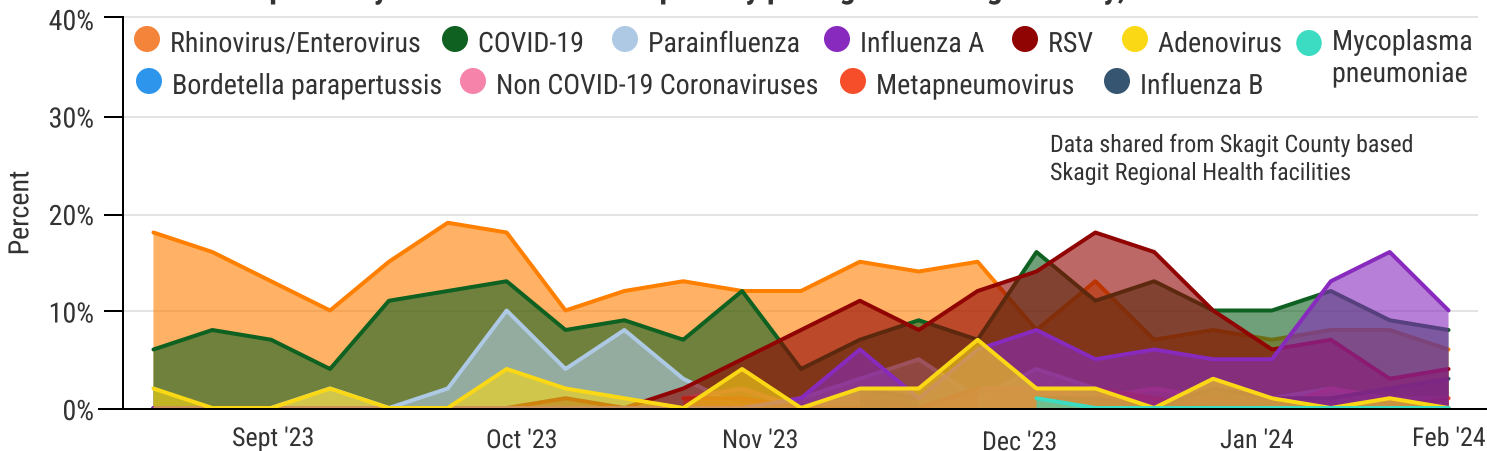
Percent of total tests that were positive for COVID-19, Influenza and RSV -- Skagit County, 2023-24 season



Percent of Emergency Department (ED) visits due to COVID-19, Influenza and RSV -- Skagit County, 2023-24 season



Percent positivity rates of common respiratory pathogens -- Skagit County, 2023-24 season



## Additional Resources

[Washington DOH Respiratory Dashboard](#)

[CDC Weekly Influenza Report](#)

[CDC Respiratory Surveillance](#)

Due to seasonality of Influenza and RSV, surveillance occurs between October 1 and May 31. To date, COVID-19 has not shown a clear seasonal pattern, so data shown are according to the respiratory illness season pattern for comparison purposes. Death data is reported once finalized, usually after 30 days. Data may not be 100% complete at the time of this report. [Questions?](#) Contact Skagit County Public Health: 360-416-1500 or [CommunicableDisease@co.skagit.wa.us](mailto:CommunicableDisease@co.skagit.wa.us)



## COVID-19 Activity is MODERATE

# 2.3%

of hospital visits were associated with COVID-19 this week

## 2023-24\* COVID-19 STATS



COVID-19 activity is unchanged from the previous week

# 8

COVID-19 related deaths

# 23

Number of COVID-19 outbreaks reported

## Influenza activity is HIGH

# 2%

of hospital visits were associated with influenza this week

## 2023-24 INFLUENZA STATS



Influenza activity is unchanged from the previous week

# 1

Influenza related deaths

# 1

Number of influenza outbreaks reported

## RSV activity is SUBSTANTIAL

# 0.5%

of hospital visits were associated with RSV this week

## 2023-24 RSV STATS



RSV activity is lower than the previous week

# 0

RSV related deaths

# 1

Number of RSV outbreaks reported

## What you can do to stop the spread of respiratory illnesses:



Wash your hands frequently.



Cover your coughs and sneezes.



Wear a well-fitting mask when visiting healthcare facilities.



Stay home when you are sick, and test when possible.



Get a seasonal influenza vaccine and stay up to date on COVID-19 vaccine. Ask your provider about RSV vaccine if you are eligible.

*\*Due to seasonality of Influenza and RSV, surveillance occurs between October 1 and May 31. To date, COVID-19 has not shown a clear seasonal pattern, so data shown are according to the respiratory illness season pattern for comparison purposes. Death data is reported once finalized, usually after 30 days.*

*Activity Levels: Our epidemiologists reviewed county emergency department (ED) visit data from past years to determine when respiratory illness related visit levels rise above the baseline, or non-seasonal surge levels. These thresholds are used to define the activity levels in these graphics.*

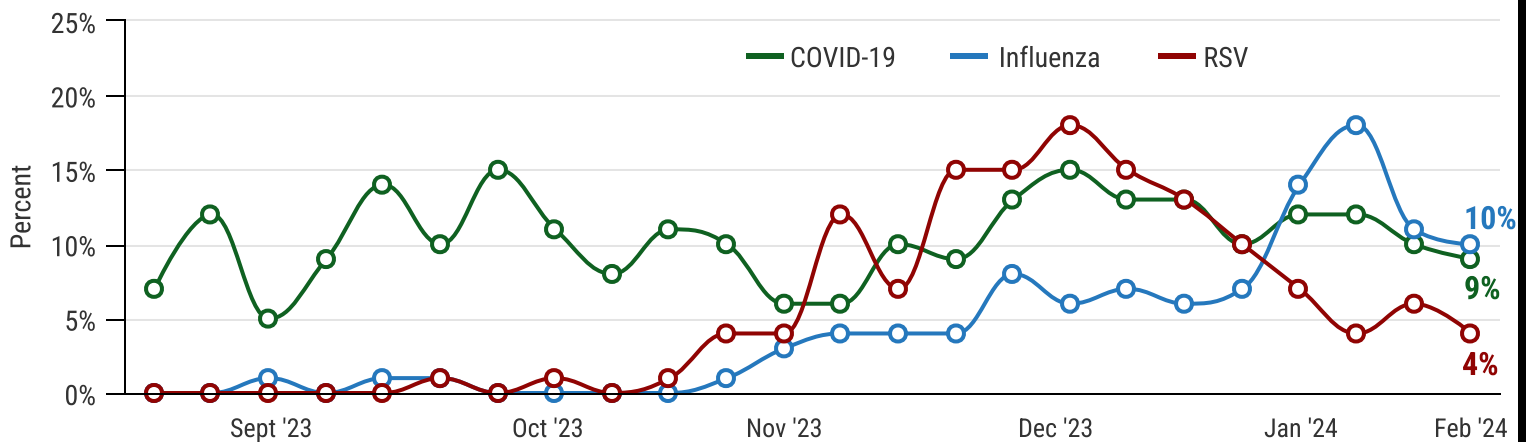
*Questions? Contact Skagit County Public Health: 360-416-1500 or [CommunicableDisease@co.skagit.wa.us](mailto:CommunicableDisease@co.skagit.wa.us)*



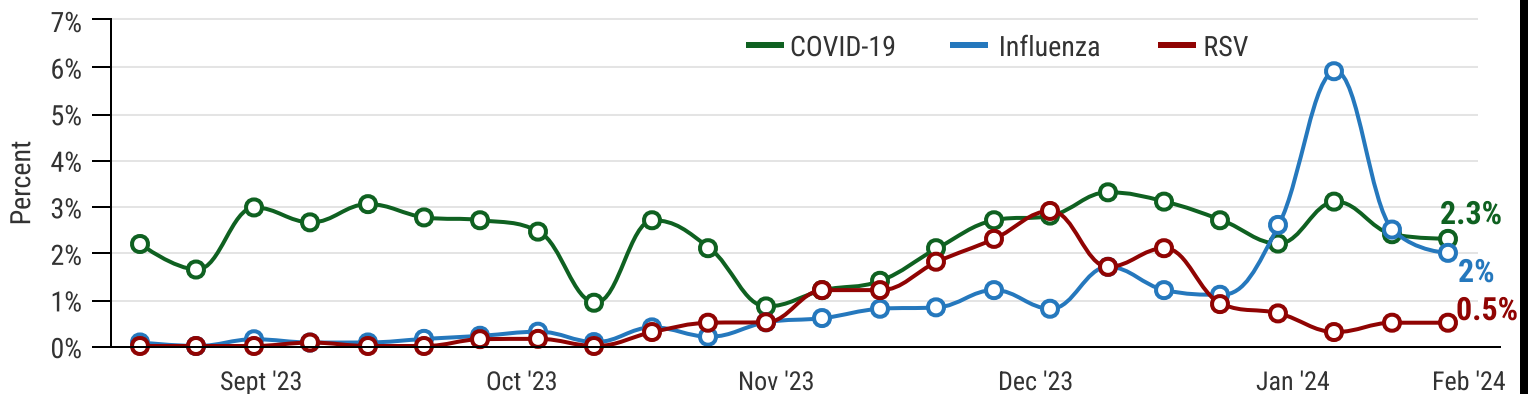
# Respiratory Virus Report

Data partners: Skagit Valley Hospital, PeaceHealth United General, and Island Health

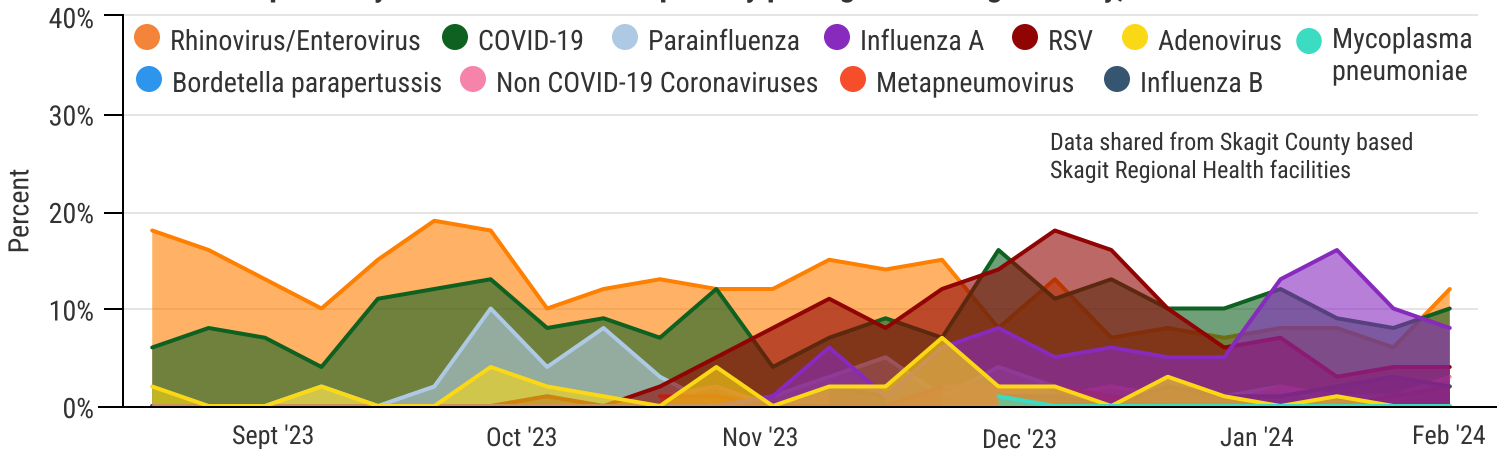
Percent of total tests that were positive for COVID-19, Influenza and RSV -- Skagit County, 2023-24 season



Percent of Emergency Department (ED) visits due to COVID-19, Influenza and RSV -- Skagit County, 2023-24 season



Percent positivity rates of common respiratory pathogens -- Skagit County, 2023-24 season



## Additional Resources

[Washington DOH Respiratory Dashboard](#)

[CDC Weekly Influenza Report](#)

[CDC Respiratory Surveillance](#)

Due to seasonality of Influenza and RSV, surveillance occurs between October 1 and May 31. To date, COVID-19 has not shown a clear seasonal pattern, so data shown are according to the respiratory illness season pattern for comparison purposes. Death data is reported once finalized, usually after 30 days. Data may not be 100% complete at the time of this report. [Questions?](#) Contact Skagit County Public Health: 360-416-1500 or [CommunicableDisease@co.skagit.wa.us](mailto:CommunicableDisease@co.skagit.wa.us)





## COVID-19 Activity is MODERATE

# 1.9%

of hospital visits were associated with COVID-19 this week

## 2023-24\* COVID-19 STATS



COVID-19 activity is lower than the previous week

# 8

COVID-19 related deaths

# 26

Number of COVID-19 outbreaks reported

## Influenza activity is MODERATE

# 0.8%

of hospital visits were associated with influenza this week

## 2023-24 INFLUENZA STATS



Influenza activity is lower than the previous week

# 2

Influenza related deaths

# 1

Number of influenza outbreaks reported

## RSV activity is MODERATE

# 0.2%

of hospital visits were associated with RSV this week

## 2023-24 RSV STATS



RSV activity is lower than the previous week

# 0

RSV related deaths

# 1

Number of RSV outbreaks reported

### What you can do to stop the spread of respiratory illnesses:



Wash your hands frequently.



Cover your coughs and sneezes.



Wear a well-fitting mask when visiting healthcare facilities.



Stay home when you are sick, and test when possible.



Get a seasonal influenza vaccine and stay up to date on COVID-19 vaccine. Ask your provider about RSV vaccine if you are eligible.

*\*Due to seasonality of Influenza and RSV, surveillance occurs between October 1 and May 31. To date, COVID-19 has not shown a clear seasonal pattern, so data shown are according to the respiratory illness season pattern for comparison purposes. Death data is reported once finalized, usually after 30 days.*

*Activity Levels: Our epidemiologists reviewed county emergency department (ED) visit data from past years to determine when respiratory illness related visit levels rise above the baseline, or non-seasonal surge levels. These thresholds are used to define the activity levels in these graphics.*

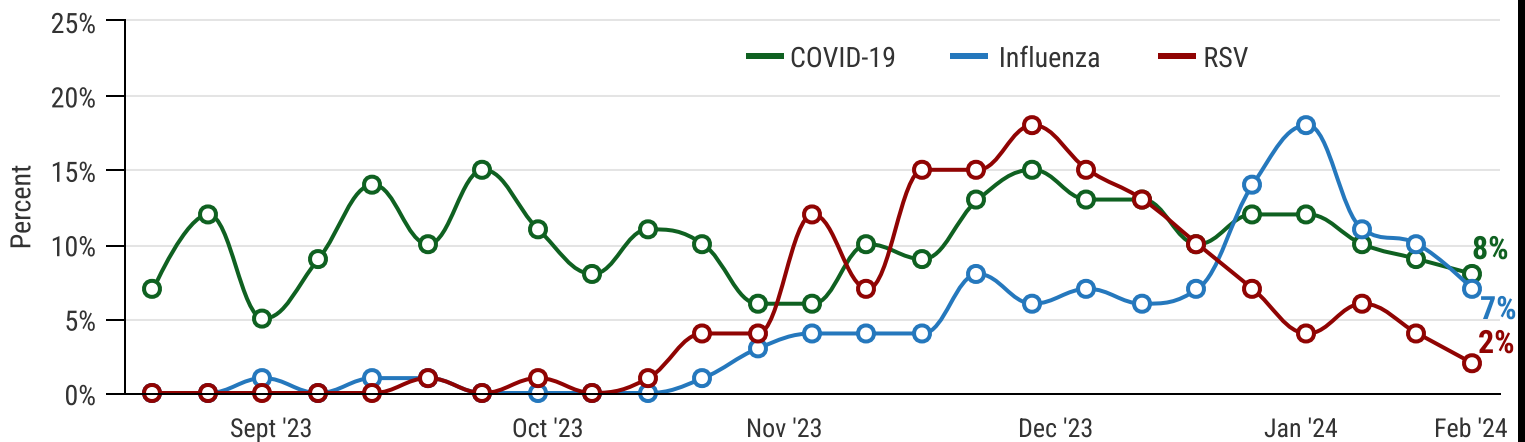
*Questions? Contact Skagit County Public Health: 360-416-1500 or [CommunicableDisease@co.skagit.wa.us](mailto:CommunicableDisease@co.skagit.wa.us)*



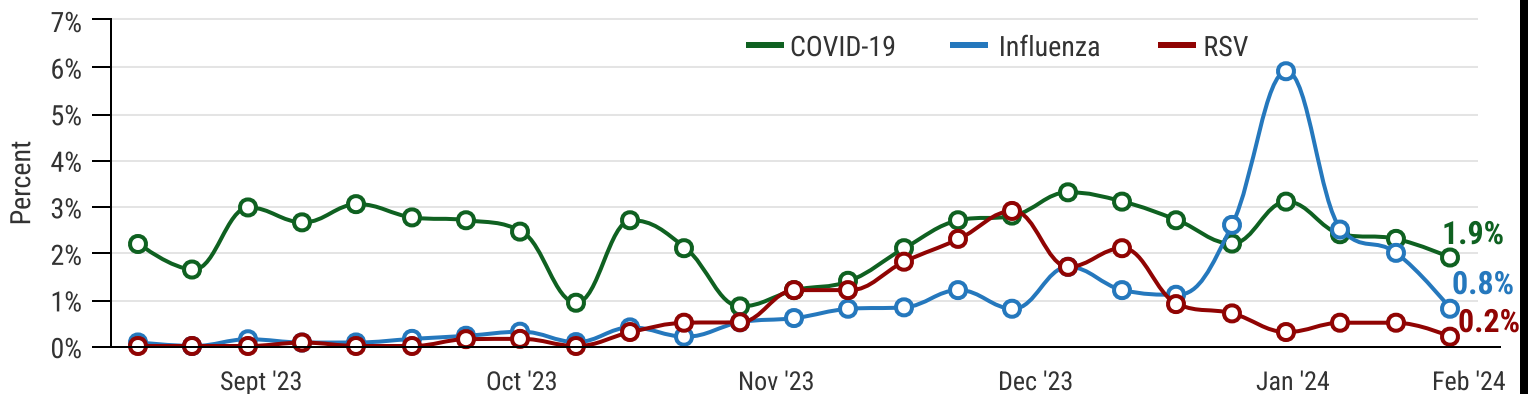
# Respiratory Virus Report

Data partners: Skagit Valley Hospital, PeaceHealth United General, and Island Health

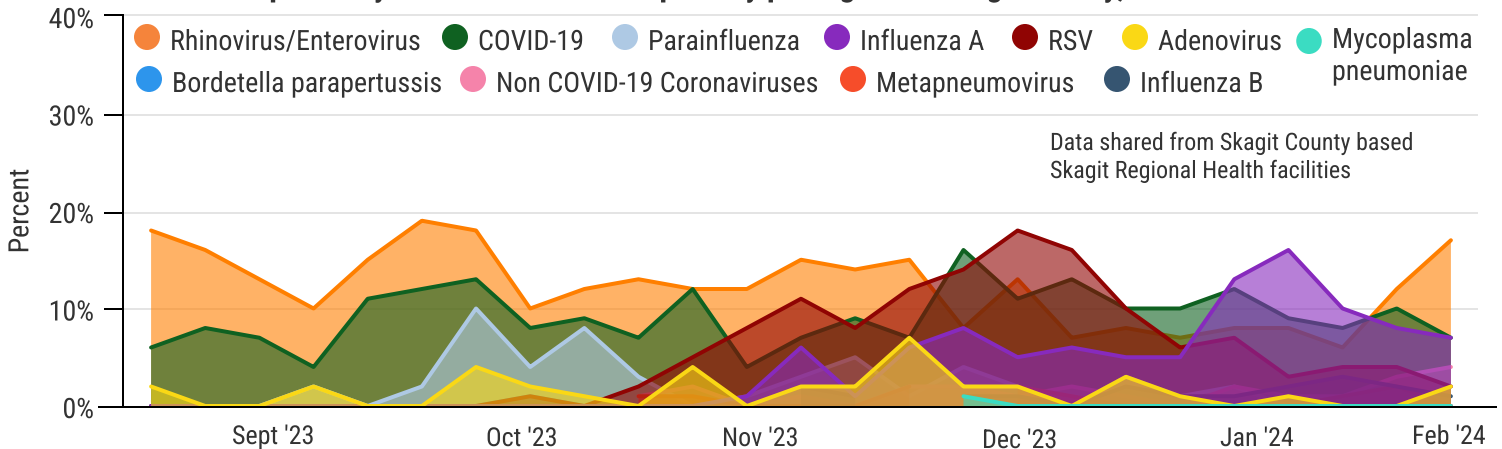
Percent of total tests that were positive for COVID-19, Influenza and RSV -- Skagit County, 2023-24 season



Percent of Emergency Department (ED) visits due to COVID-19, Influenza and RSV -- Skagit County, 2023-24 season



Percent positivity rates of common respiratory pathogens -- Skagit County, 2023-24 season



## Additional Resources

[Washington DOH Respiratory Dashboard](#)

[CDC Weekly Influenza Report](#)

[CDC Respiratory Surveillance](#)

Due to seasonality of Influenza and RSV, surveillance occurs between October 1 and May 31. To date, COVID-19 has not shown a clear seasonal pattern, so data shown are according to the respiratory illness season pattern for comparison purposes. Death data is reported once finalized, usually after 30 days. Data may not be 100% complete at the time of this report. [Questions?](#) Contact Skagit County Public Health: 360-416-1500 or [CommunicableDisease@co.skagit.wa.us](mailto:CommunicableDisease@co.skagit.wa.us)





## COVID-19 Activity is MODERATE

# 1.9%

of hospital visits were associated with COVID-19 this week

## 2023-24\* COVID-19 STATS



COVID-19 activity is unchanged from the previous week

# 9

COVID-19 related deaths

# 28

Number of COVID-19 outbreaks reported

## Influenza activity is SUBSTANTIAL

# 1.5%

of hospital visits were associated with influenza this week

## 2023-24 INFLUENZA STATS



Influenza activity is higher than the previous week

# 3

Influenza related deaths

# 1

Number of influenza outbreaks reported

## RSV activity is SUBSTANTIAL

# 0.5%

of hospital visits were associated with RSV this week

## 2023-24 RSV STATS



RSV activity is higher than the previous week

# 0

RSV related deaths

# 1

Number of RSV outbreaks reported

## What you can do to stop the spread of respiratory illnesses:



Wash your hands frequently.



Cover your coughs and sneezes.



Wear a well-fitting mask when visiting healthcare facilities.



Stay home when you are sick, and test when possible.



Get a seasonal influenza vaccine and stay up to date on COVID-19 vaccine. Ask your provider about RSV vaccine if you are eligible.

*\*Due to seasonality of Influenza and RSV, surveillance occurs between October 1 and May 31. To date, COVID-19 has not shown a clear seasonal pattern, so data shown are according to the respiratory illness season pattern for comparison purposes. Death data is reported once finalized, usually after 30 days.*

*Activity Levels: Our epidemiologists reviewed county emergency department (ED) visit data from past years to determine when respiratory illness related visit levels rise above the baseline, or non-seasonal surge levels. These thresholds are used to define the activity levels in these graphics.*

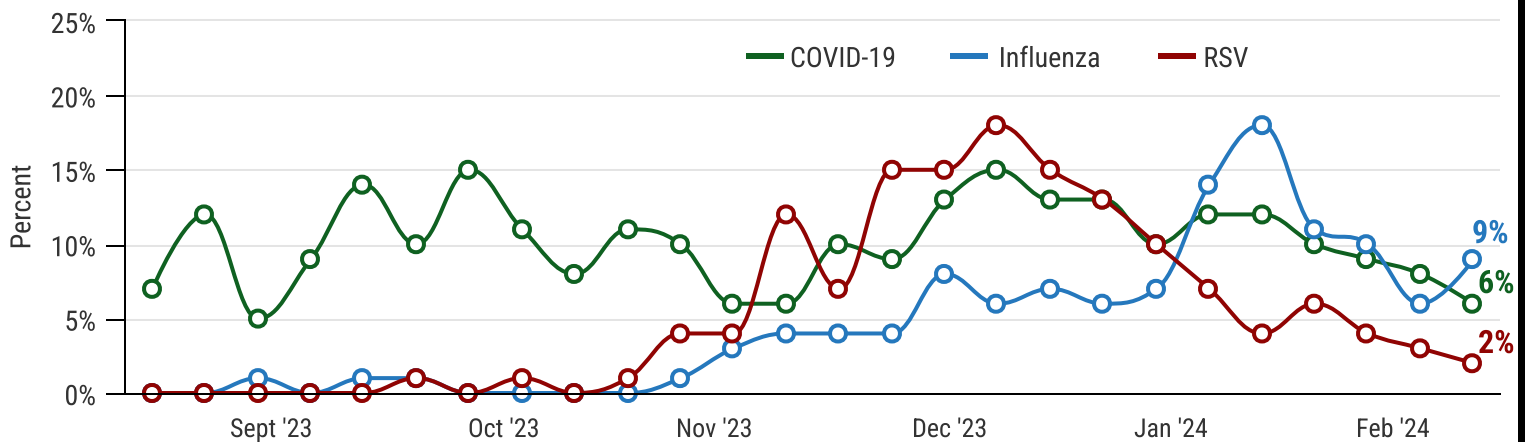
*Questions? Contact Skagit County Public Health: 360-416-1500 or [CommunicableDisease@co.skagit.wa.us](mailto:CommunicableDisease@co.skagit.wa.us)*



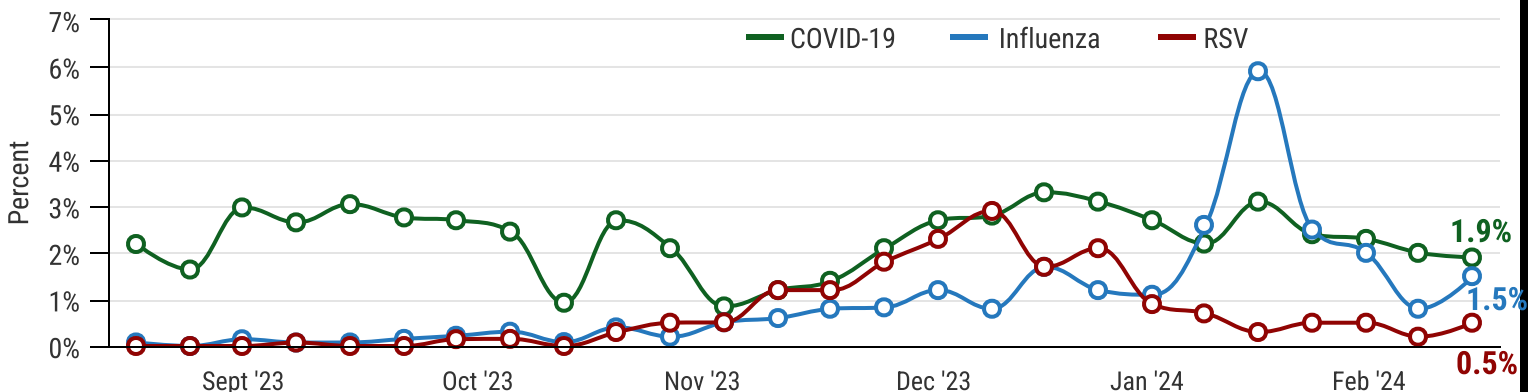
# Respiratory Virus Report

Data partners: Skagit Valley Hospital, PeaceHealth United General, and Island Health

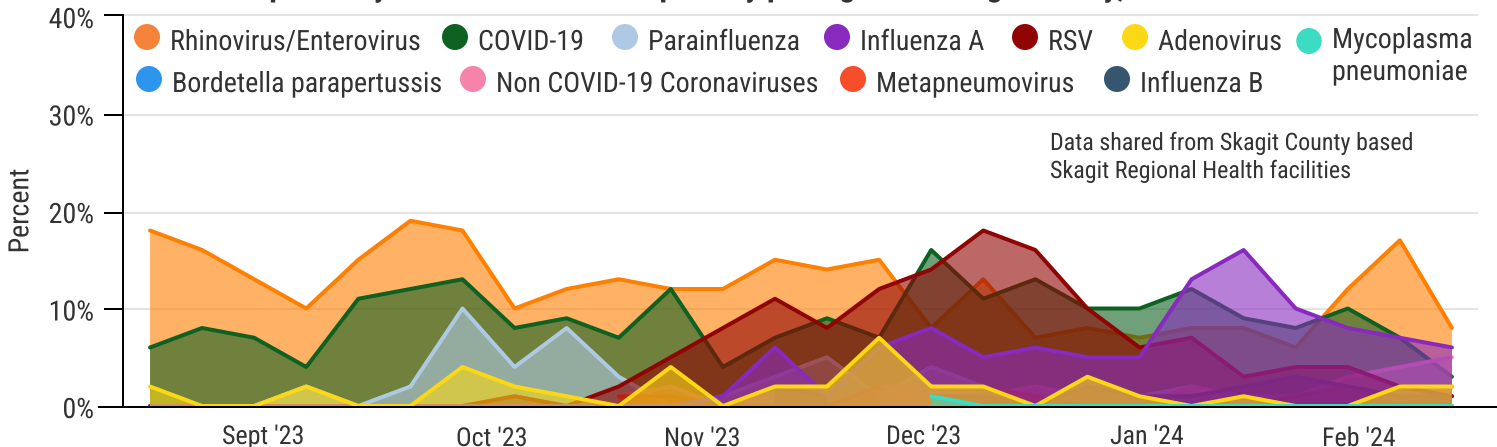
Percent of total tests that were positive for COVID-19, Influenza and RSV -- Skagit County, 2023-24 season



Percent of Emergency Department (ED) visits due to COVID-19, Influenza and RSV -- Skagit County, 2023-24 season



Percent positivity rates of common respiratory pathogens -- Skagit County, 2023-24 season



## Additional Resources

[Washington DOH Respiratory Dashboard](#)

[CDC Weekly Influenza Report](#)

[CDC Respiratory Surveillance](#)

Due to seasonality of Influenza and RSV, surveillance occurs between October 1 and May 31. To date, COVID-19 has not shown a clear seasonal pattern, so data shown are according to the respiratory illness season pattern for comparison purposes. Death data is reported once finalized, usually after 30 days. Data may not be 100% complete at the time of this report. [Questions?](#) Contact Skagit County Public Health: 360-416-1500 or [CommunicableDisease@co.skagit.wa.us](mailto:CommunicableDisease@co.skagit.wa.us)



## COVID-19 Activity is MODERATE

# 2%

of hospital visits were associated with COVID-19 this week

## 2023-24\* COVID-19 STATS



COVID-19 activity is unchanged from the previous week

# 9

COVID-19 related deaths

# 28

Number of COVID-19 outbreaks reported

## Influenza activity is SUBSTANTIAL

# 1.7%

of hospital visits were associated with influenza this week

## 2023-24 INFLUENZA STATS



Influenza activity is unchanged from the previous week

# 3

Influenza related deaths

# 1

Number of influenza outbreaks reported

## RSV activity is SUBSTANTIAL

# 0.5%

of hospital visits were associated with RSV this week

## 2023-24 RSV STATS



RSV activity is unchanged from the previous week

# 0

RSV related deaths

# 1

Number of RSV outbreaks reported

## What you can do to stop the spread of respiratory illnesses:



Wash your hands frequently.



Cover your coughs and sneezes.



Wear a well-fitting mask when visiting healthcare facilities.



Stay home when you are sick, and test when possible.



If you are 65 years old or older, get an additional dose of the updated 2023-2024 COVID-19 vaccine.

*\*Due to seasonality of Influenza and RSV, surveillance occurs between October 1 and May 31. To date, COVID-19 has not shown a clear seasonal pattern, so data shown are according to the respiratory illness season pattern for comparison purposes. Death data is reported once finalized, usually after 30 days.*

*Activity Levels: Our epidemiologists reviewed county emergency department (ED) visit data from past years to determine when respiratory illness related visit levels rise above the baseline, or non-seasonal surge levels. These thresholds are used to define the activity levels in these graphics.*

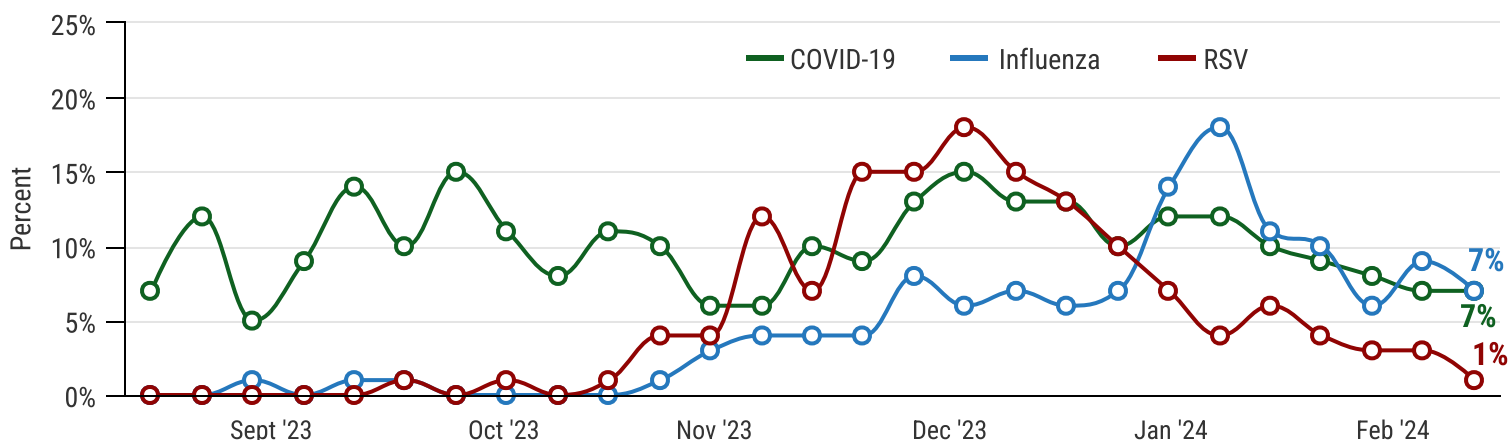
*Questions? Contact Skagit County Public Health: 360-416-1500 or [CommunicableDisease@co.skagit.wa.us](mailto:CommunicableDisease@co.skagit.wa.us)*



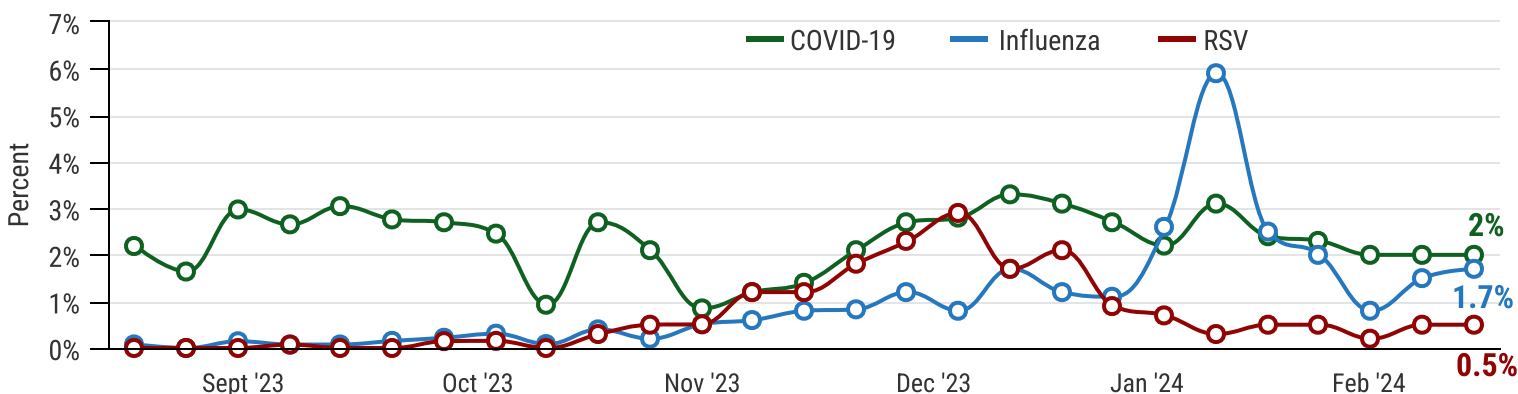
# Respiratory Virus Report

Data partners: Skagit Valley Hospital, PeaceHealth United General, and Island Health

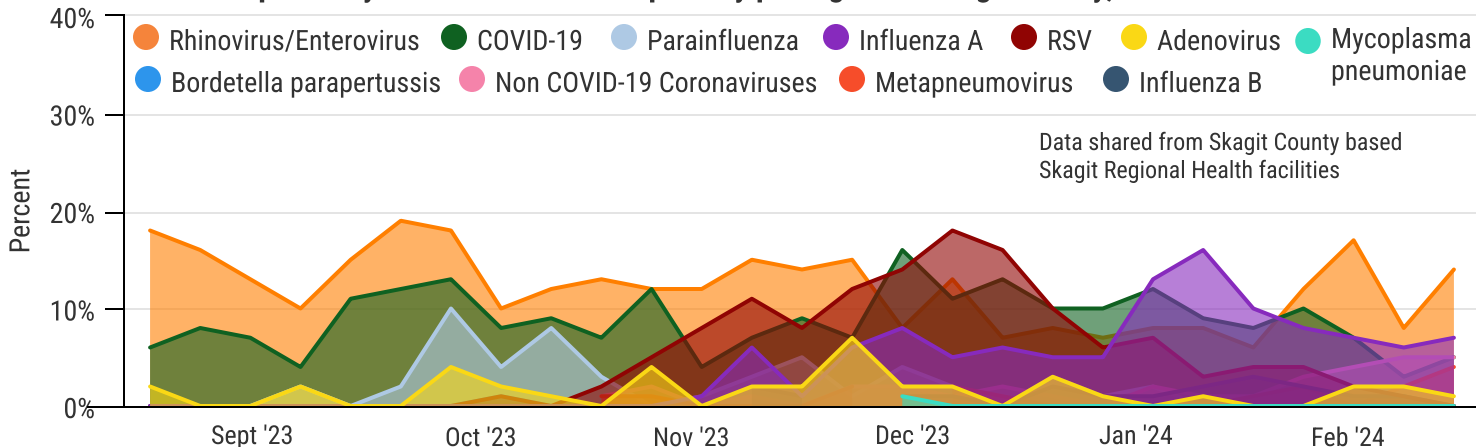
Percent of total tests that were positive for COVID-19, Influenza and RSV -- Skagit County, 2023-24 season



Percent of Emergency Department (ED) visits due to COVID-19, Influenza and RSV -- Skagit County, 2023-24 season



Percent positivity rates of common respiratory pathogens -- Skagit County, 2023-24 season



## Additional Resources

[Washington DOH Respiratory Dashboard](#)

[CDC Weekly Influenza Report](#)

[CDC Respiratory Surveillance](#)

Due to seasonality of Influenza and RSV, surveillance occurs between October 1 and May 31. To date, COVID-19 has not shown a clear seasonal pattern, so data shown are according to the respiratory illness season pattern for comparison purposes. Death data is reported once finalized, usually after 30 days. Data may not be 100% complete at the time of this report. [Questions?](#) Contact Skagit County Public Health: 360-416-1500 or [CommunicableDisease@co.skagit.wa.us](mailto:CommunicableDisease@co.skagit.wa.us)



## COVID-19 Activity is MODERATE

# 1.9%

of hospital visits were associated with COVID-19 this week

## 2023-24\* COVID-19 STATS



COVID-19 activity is unchanged from the previous week

# 9

COVID-19 related deaths

# 28

Number of COVID-19 outbreaks reported

## Influenza activity is MODERATE

# 0.8%

of hospital visits were associated with influenza this week

## 2023-24 INFLUENZA STATS



Influenza activity is lower than the previous week

# 3

Influenza related deaths

# 1

Number of influenza outbreaks reported

## RSV activity is MINIMAL

# 0.1%

of hospital visits were associated with RSV this week

## 2023-24 RSV STATS



RSV activity is lower than the previous week

# 0

RSV related deaths

# 1

Number of RSV outbreaks reported

## What you can do to stop the spread of respiratory illnesses:



Wash your hands frequently.



Cover your coughs and sneezes.



Wear a well-fitting mask when visiting healthcare facilities.



Stay home when you are sick, and test when possible.



If you are 65 years old or older, get an additional dose of the updated 2023-2024 COVID-19 vaccine.

*\*Due to seasonality of Influenza and RSV, surveillance occurs between October 1 and May 31. To date, COVID-19 has not shown a clear seasonal pattern, so data shown are according to the respiratory illness season pattern for comparison purposes. Death data is reported once finalized, usually after 30 days.*

*Activity Levels: Our epidemiologists reviewed county emergency department (ED) visit data from past years to determine when respiratory illness related visit levels rise above the baseline, or non-seasonal surge levels. These thresholds are used to define the activity levels in these graphics.*

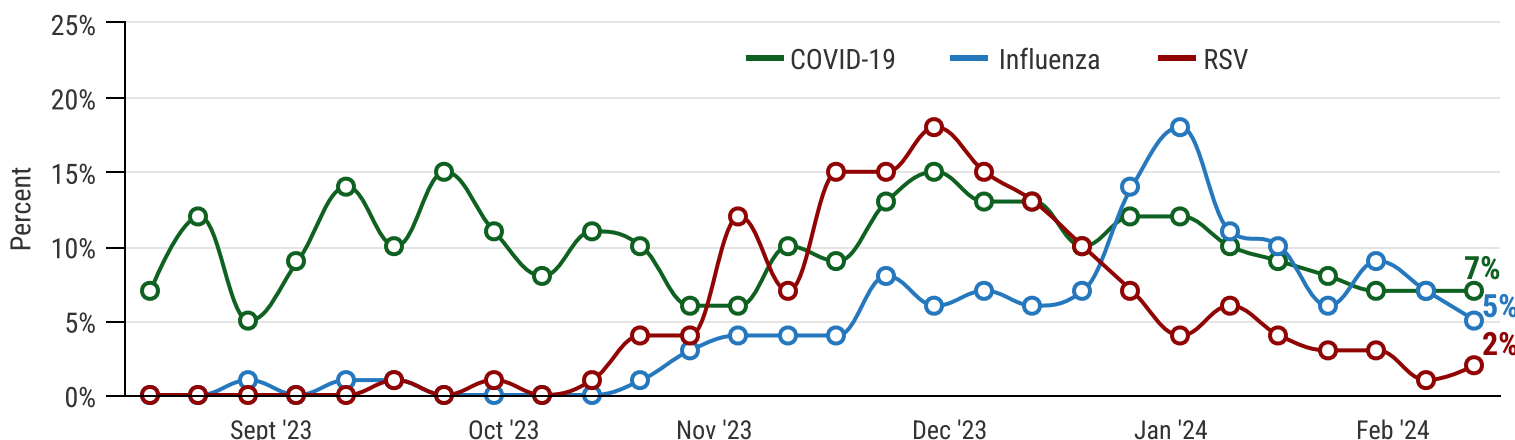
*Questions? Contact Skagit County Public Health: 360-416-1500 or [CommunicableDisease@co.skagit.wa.us](mailto:CommunicableDisease@co.skagit.wa.us)*



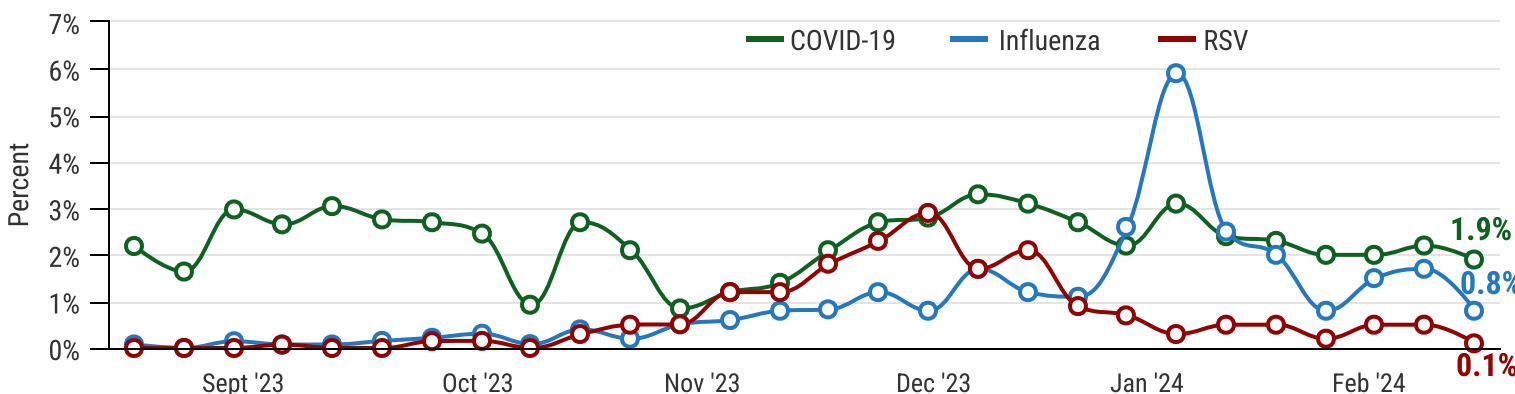
# Respiratory Virus Report

Data partners: Skagit Valley Hospital, PeaceHealth United General, and Island Health

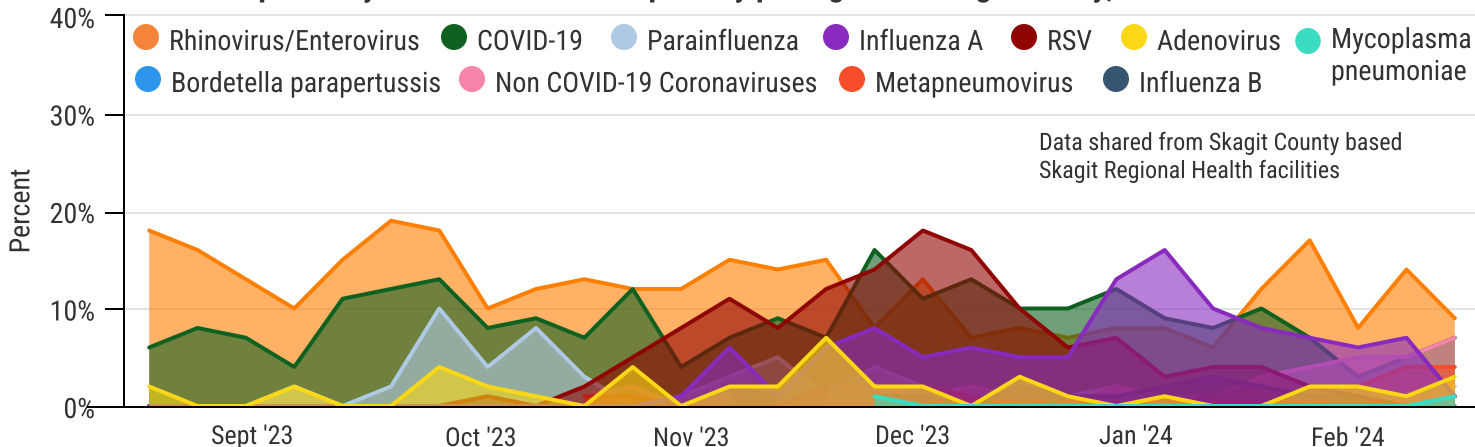
Percent of total tests that were positive for COVID-19, Influenza and RSV -- Skagit County, 2023-24 season



Percent of Emergency Department (ED) visits due to COVID-19, Influenza and RSV -- Skagit County, 2023-24 season



Percent positivity rates of common respiratory pathogens -- Skagit County, 2023-24 season



## Additional Resources

[Washington DOH Respiratory Dashboard](#)

[CDC Weekly Influenza Report](#)

[CDC Respiratory Surveillance](#)

Due to seasonality of Influenza and RSV, surveillance occurs between October 1 and May 31. To date, COVID-19 has not shown a clear seasonal pattern, so data shown are according to the respiratory illness season pattern for comparison purposes. Death data is reported once finalized, usually after 30 days. Data may not be 100% complete at the time of this report. [Questions?](#) Contact Skagit County Public Health: 360-416-1500 or [CommunicableDisease@co.skagit.wa.us](mailto:CommunicableDisease@co.skagit.wa.us)





## COVID-19 Activity is MINIMAL

# 0.9%

of hospital visits were associated with COVID-19 this week

## 2023-24\* COVID-19 STATS



COVID-19 activity is lower than the previous week

# 9

COVID-19 related deaths

# 29

Number of COVID-19 outbreaks reported

## Influenza activity is MODERATE

# 0.7%

of hospital visits were associated with influenza this week

## 2023-24 INFLUENZA STATS



Influenza activity is unchanged from the previous week

# 3

Influenza related deaths

# 1

Number of influenza outbreaks reported

## RSV activity is MINIMAL

# 0.1%

of hospital visits were associated with RSV this week

## 2023-24 RSV STATS



RSV activity is unchanged from the previous week

# 0

RSV related deaths

# 1

Number of RSV outbreaks reported

## What you can do to stop the spread of respiratory illnesses:



Wash your hands frequently.



Cover your coughs and sneezes.



Wear a well-fitting mask when visiting healthcare facilities.



Stay home when you are sick, and test when possible.



If you are 65 years old or older, get an additional dose of the updated 2023-2024 COVID-19 vaccine.

*\*Due to seasonality of Influenza and RSV, surveillance occurs between October 1 and May 31. To date, COVID-19 has not shown a clear seasonal pattern, so data shown are according to the respiratory illness season pattern for comparison purposes. Death data is reported once finalized, usually after 30 days.*

*Activity Levels: Our epidemiologists reviewed county emergency department (ED) visit data from past years to determine when respiratory illness related visit levels rise above the baseline, or non-seasonal surge levels. These thresholds are used to define the activity levels in these graphics.*

*Questions? Contact Skagit County Public Health: 360-416-1500 or [CommunicableDisease@co.skagit.wa.us](mailto:CommunicableDisease@co.skagit.wa.us)*

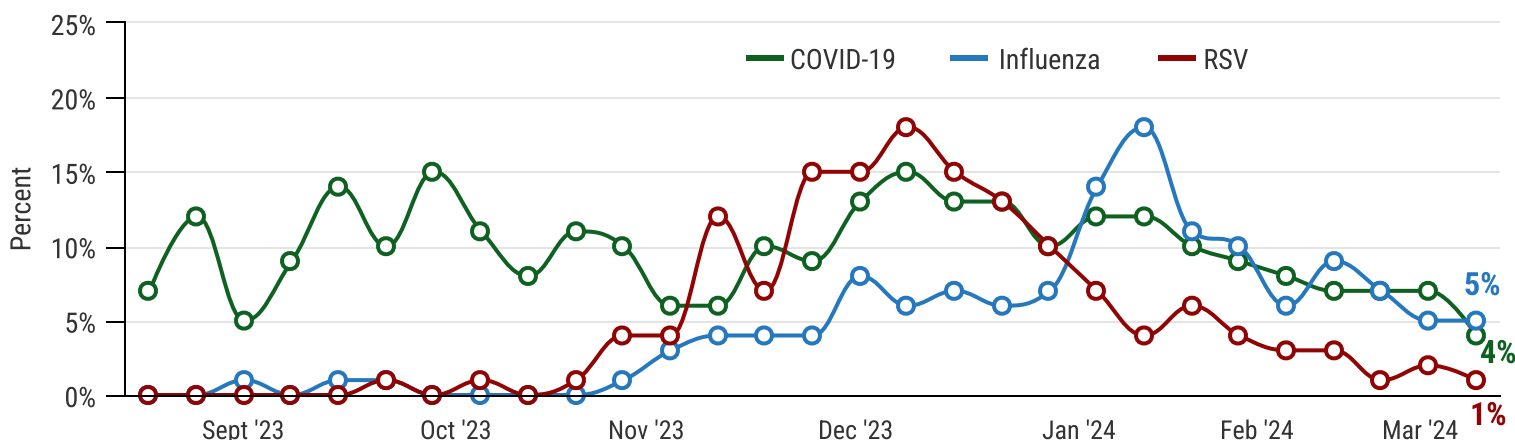




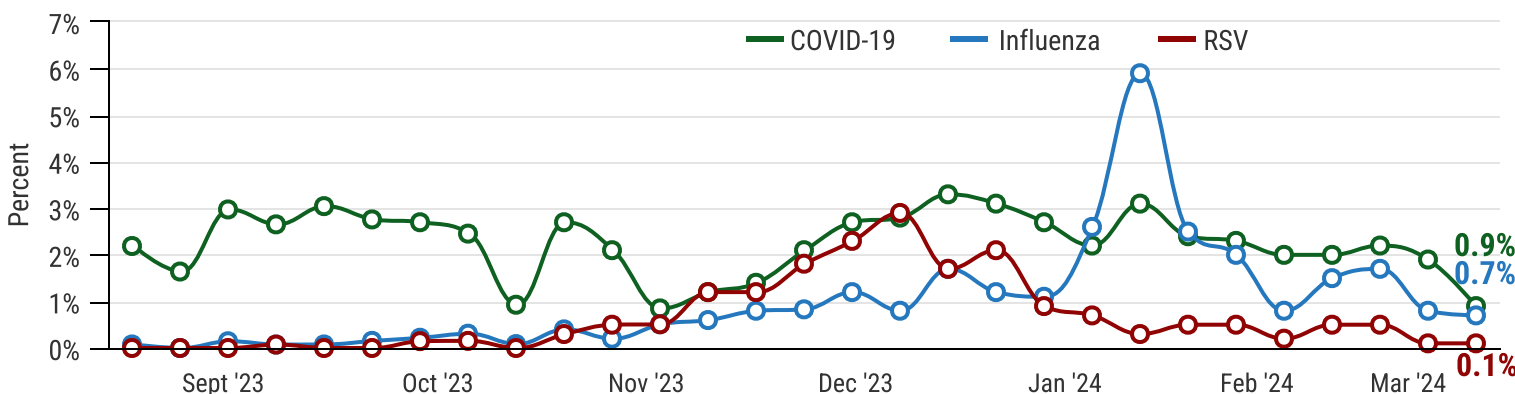
# Respiratory Virus Report

Data partners: Skagit Valley Hospital, PeaceHealth United General, and Island Health

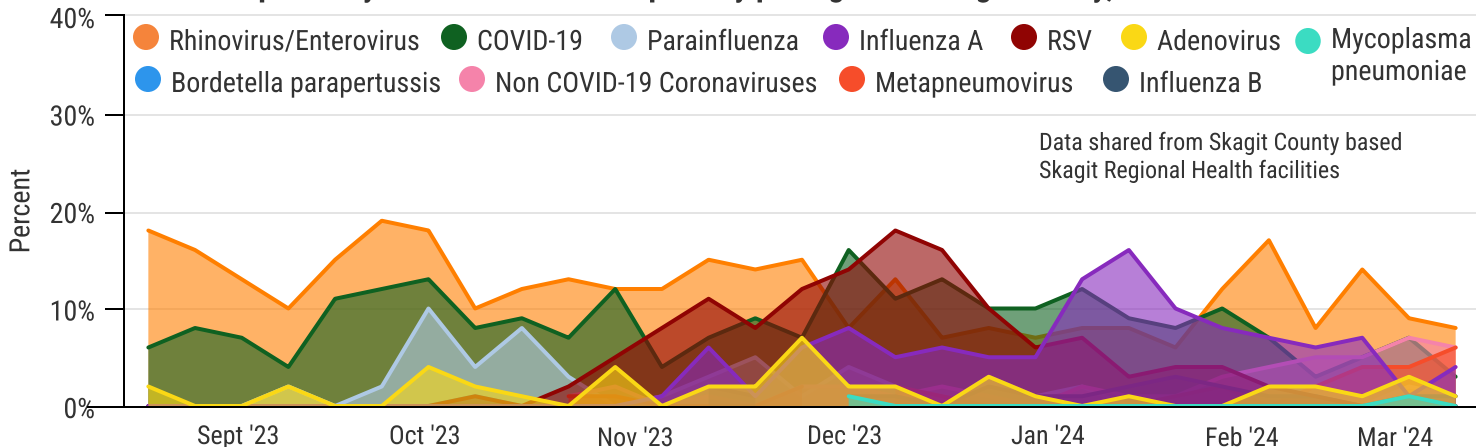
Percent of total tests that were positive for COVID-19, Influenza and RSV -- Skagit County, 2023-24 season



Percent of Emergency Department (ED) visits due to COVID-19, Influenza and RSV -- Skagit County, 2023-24 season



Percent positivity rates of common respiratory pathogens -- Skagit County, 2023-24 season



## Additional Resources

[Washington DOH Respiratory Dashboard](#)

[CDC Weekly Influenza Report](#)

[CDC Respiratory Surveillance](#)

Due to seasonality of Influenza and RSV, surveillance occurs between October 1 and May 31. To date, COVID-19 has not shown a clear seasonal pattern, so data shown are according to the respiratory illness season pattern for comparison purposes. Death data is reported once finalized, usually after 30 days. Data may not be 100% complete at the time of this report. [Questions?](#) Contact Skagit County Public Health: 360-416-1500 or [CommunicableDisease@co.skagit.wa.us](mailto:CommunicableDisease@co.skagit.wa.us)



## COVID-19 Activity is MINIMAL

# 1%

of hospital visits were associated with COVID-19 this week

## 2023-24\* COVID-19 STATS



COVID-19 activity is unchanged from the previous week

# 10

COVID-19 related deaths

# 30

Number of COVID-19 outbreaks reported

## Influenza activity is MODERATE

# 0.5%

of hospital visits were associated with influenza this week

## 2023-24 INFLUENZA STATS



Influenza activity is unchanged from the previous week

# 3

Influenza related deaths

# 2

Number of influenza outbreaks reported

## RSV activity is MINIMAL

# 0.1%

of hospital visits were associated with RSV this week

## 2023-24 RSV STATS



RSV activity is unchanged from the previous week

# 0

RSV related deaths

# 1

Number of RSV outbreaks reported

## What you can do to stop the spread of respiratory illnesses:



Wash your hands frequently.



Cover your coughs and sneezes.



Wear a well-fitting mask when visiting healthcare facilities.



Stay home when you are sick, and test when possible.



If you are 65 years old or older, get an additional dose of the updated 2023-2024 COVID-19 vaccine.

*\*Due to seasonality of Influenza and RSV, surveillance occurs between October 1 and May 31. To date, COVID-19 has not shown a clear seasonal pattern, so data shown are according to the respiratory illness season pattern for comparison purposes. Death data is reported once finalized, usually after 30 days.*

*Activity Levels: Our epidemiologists reviewed county emergency department (ED) visit data from past years to determine when respiratory illness related visit levels rise above the baseline, or non-seasonal surge levels. These thresholds are used to define the activity levels in these graphics.*

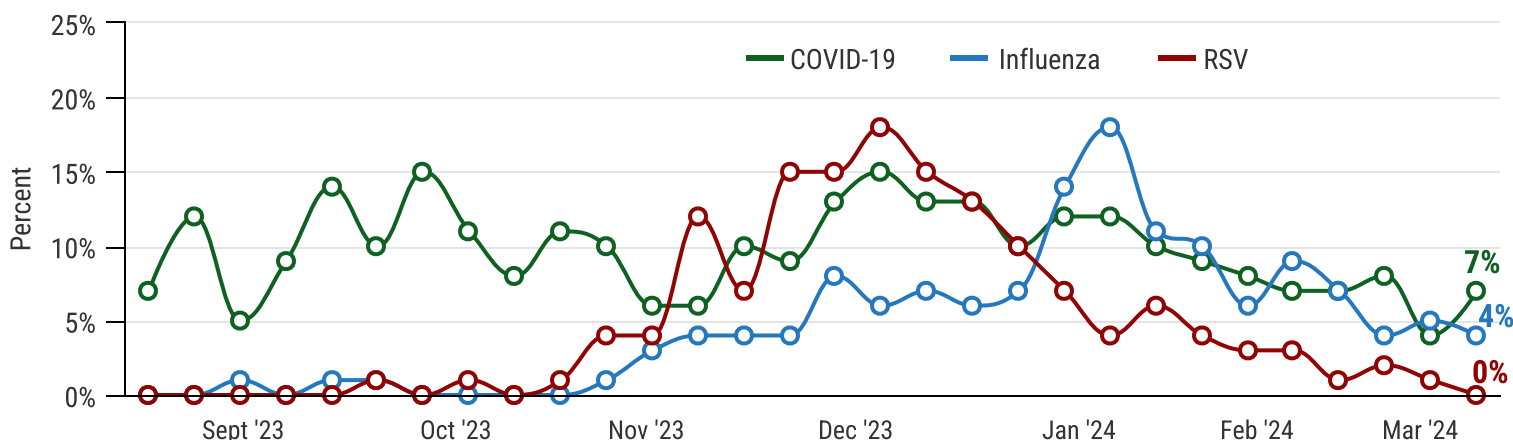
*Questions? Contact Skagit County Public Health: 360-416-1500 or [CommunicableDisease@co.skagit.wa.us](mailto:CommunicableDisease@co.skagit.wa.us)*



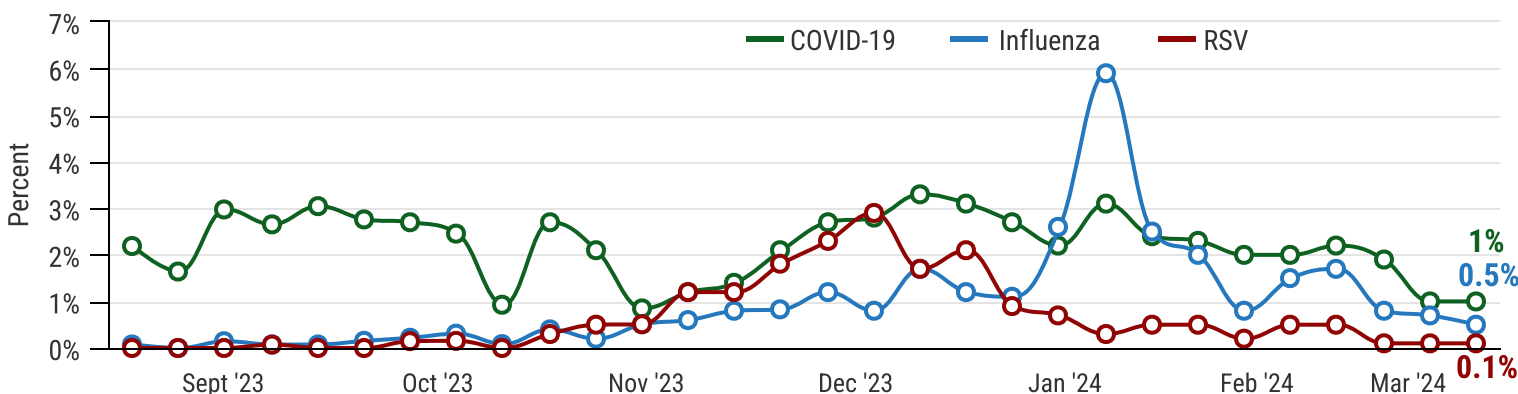
# Respiratory Virus Report

Data partners: Skagit Valley Hospital, PeaceHealth United General, and Island Health

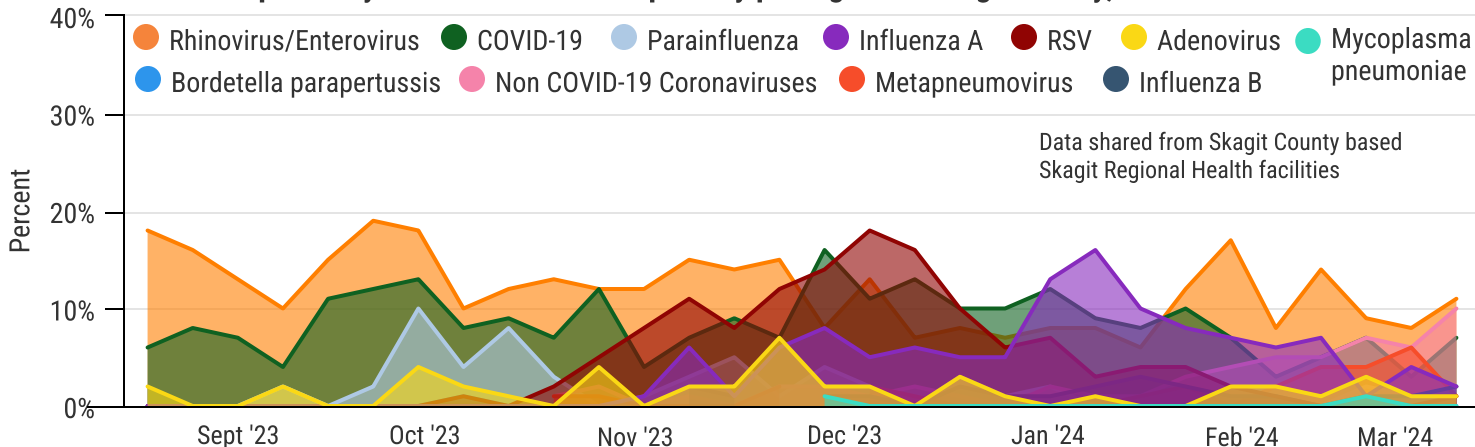
Percent of total tests that were positive for COVID-19, Influenza and RSV -- Skagit County, 2023-24 season



Percent of Emergency Department (ED) visits due to COVID-19, Influenza and RSV -- Skagit County, 2023-24 season



Percent positivity rates of common respiratory pathogens -- Skagit County, 2023-24 season



## Additional Resources

[Washington DOH Respiratory Dashboard](#)

[CDC Weekly Influenza Report](#)

[CDC Respiratory Surveillance](#)

Due to seasonality of Influenza and RSV, surveillance occurs between October 1 and May 31. To date, COVID-19 has not shown a clear seasonal pattern, so data shown are according to the respiratory illness season pattern for comparison purposes. Death data is reported once finalized, usually after 30 days. Data may not be 100% complete at the time of this report. [Questions?](#) Contact Skagit County Public Health: 360-416-1500 or [CommunicableDisease@co.skagit.wa.us](mailto:CommunicableDisease@co.skagit.wa.us)



## COVID-19 Activity is MINIMAL

# 0.8%

of hospital visits were associated with COVID-19 this week

## 2023-24\* COVID-19 STATS



COVID-19 activity is lower than the previous week

# 10

COVID-19 related deaths

# 30

Number of COVID-19 outbreaks reported

## Influenza activity is SUBSTANTIAL

# 1.1%

of hospital visits were associated with influenza this week

## 2023-24 INFLUENZA STATS



Influenza activity is higher than the previous week

# 3

Influenza related deaths

# 2

Number of influenza outbreaks reported

## RSV activity is MINIMAL

# 0%

of hospital visits were associated with RSV this week

## 2023-24 RSV STATS



RSV activity is lower than the previous week

# 0

RSV related deaths

# 1

Number of RSV outbreaks reported

## What you can do to stop the spread of respiratory illnesses:



Wash your hands frequently.



Cover your coughs and sneezes.



Wear a well-fitting mask when visiting healthcare facilities.



Stay home when you are sick, and test when possible.



If you are 65 years old or older, get an additional dose of the updated 2023-2024 COVID-19 vaccine.

*\*Due to seasonality of Influenza and RSV, surveillance occurs between October 1 and May 31. To date, COVID-19 has not shown a clear seasonal pattern, so data shown are according to the respiratory illness season pattern for comparison purposes. Death data is reported once finalized, usually after 30 days.*

*Activity Levels: Our epidemiologists reviewed county emergency department (ED) visit data from past years to determine when respiratory illness related visit levels rise above the baseline, or non-seasonal surge levels. These thresholds are used to define the activity levels in these graphics.*

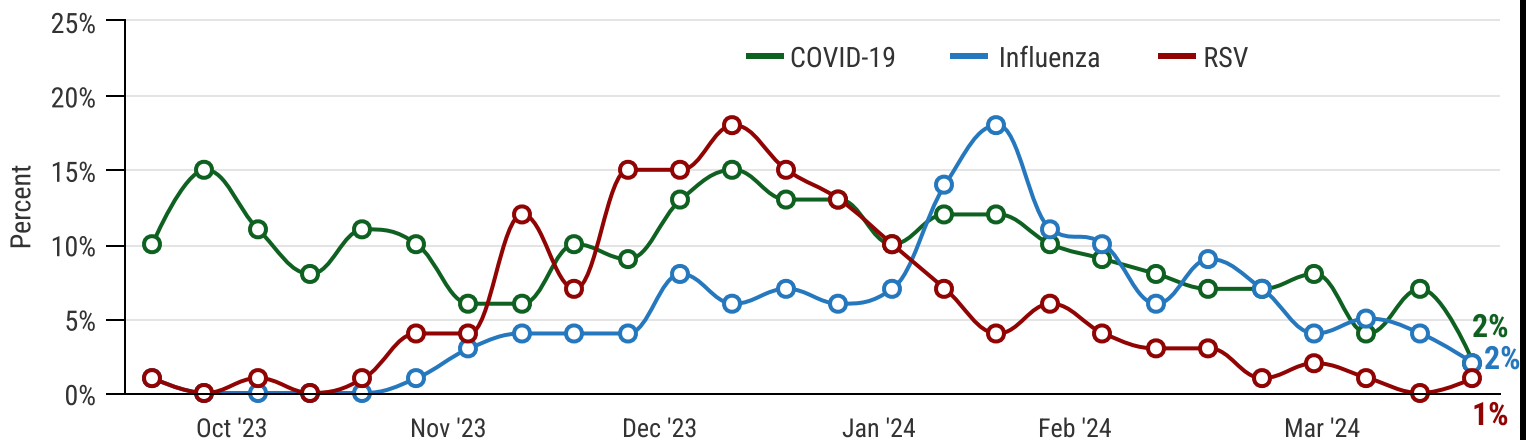
*Questions? Contact Skagit County Public Health: 360-416-1500 or [CommunicableDisease@co.skagit.wa.us](mailto:CommunicableDisease@co.skagit.wa.us)*



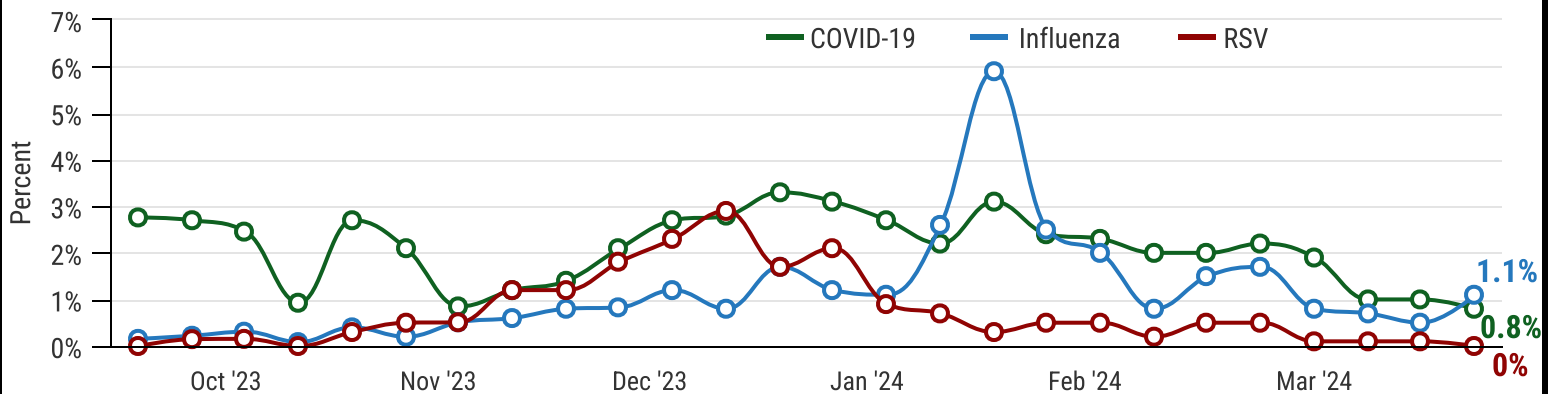
# Respiratory Virus Report

Data partners: Skagit Valley Hospital, PeaceHealth United General, and Island Health

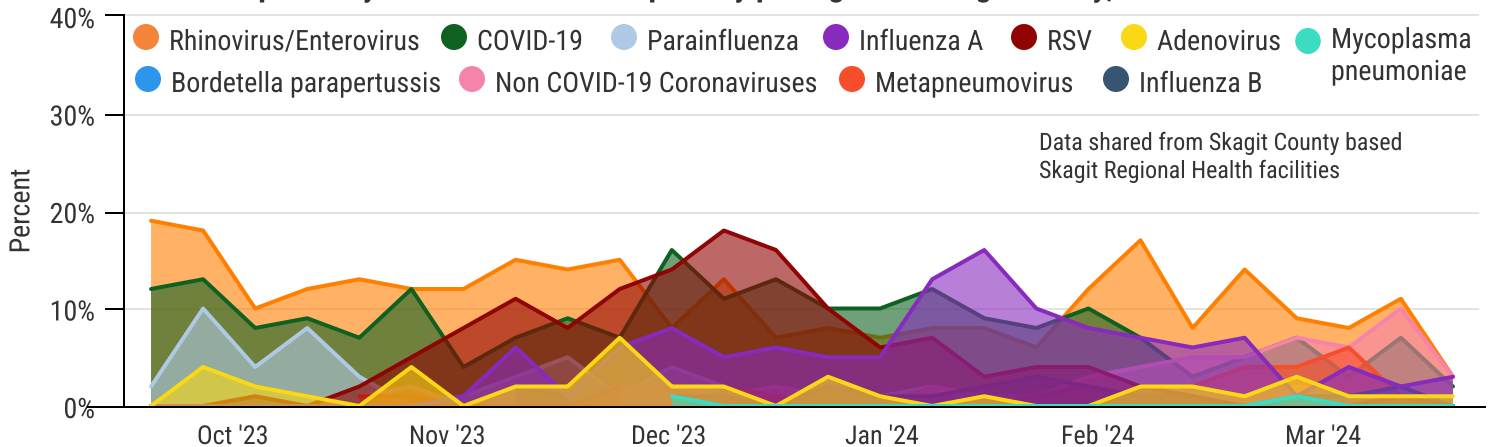
Percent of total tests that were positive for COVID-19, Influenza and RSV -- Skagit County, 2023-24 season



Percent of Emergency Department (ED) visits due to COVID-19, Influenza and RSV -- Skagit County, 2023-24 season



Percent positivity rates of common respiratory pathogens -- Skagit County, 2023-24 season



## Additional Resources

[Washington DOH Respiratory Dashboard](#)

[CDC Weekly Influenza Report](#)

[CDC Respiratory Surveillance](#)

Due to seasonality of Influenza and RSV, surveillance occurs between October 1 and May 31. To date, COVID-19 has not shown a clear seasonal pattern, so data shown are according to the respiratory illness season pattern for comparison purposes. Death data is reported once finalized, usually after 30 days. Data may not be 100% complete at the time of this report. [Questions?](#) Contact Skagit County Public Health: 360-416-1500 or [CommunicableDisease@co.skagit.wa.us](mailto:CommunicableDisease@co.skagit.wa.us)



## COVID-19 Activity is MINIMAL

# 0.8%

of hospital visits were associated with COVID-19 this week

## 2023-24\* COVID-19 STATS



COVID-19 activity is lower than the previous week

# 10

COVID-19 related deaths

# 30

Number of COVID-19 outbreaks reported

## Influenza activity is SUBSTANTIAL

# 1.1%

of hospital visits were associated with influenza this week

## 2023-24 INFLUENZA STATS



Influenza activity is higher than the previous week

# 3

Influenza related deaths

# 2

Number of influenza outbreaks reported

## RSV activity is MINIMAL

# 0%

of hospital visits were associated with RSV this week

## 2023-24 RSV STATS



RSV activity is lower than the previous week

# 0

RSV related deaths

# 1

Number of RSV outbreaks reported

## What you can do to stop the spread of respiratory illnesses:



Wash your hands frequently.



Cover your coughs and sneezes.



Wear a well-fitting mask when visiting healthcare facilities.



Stay home when you are sick, and test when possible.



If you are 65 years old or older, get an additional dose of the updated 2023-2024 COVID-19 vaccine.

*\*Due to seasonality of Influenza and RSV, surveillance occurs between October 1 and May 31. To date, COVID-19 has not shown a clear seasonal pattern, so data shown are according to the respiratory illness season pattern for comparison purposes. Death data is reported once finalized, usually after 30 days.*

*Activity Levels:* Our epidemiologists reviewed county emergency department (ED) visit data from past years to determine when respiratory illness related visit levels rise above the baseline, or non-seasonal surge levels. These thresholds are used to define the activity levels in these graphics.

*Questions?* Contact Skagit County Public Health: 360-416-1500 or [CommunicableDisease@co.skagit.wa.us](mailto:CommunicableDisease@co.skagit.wa.us)

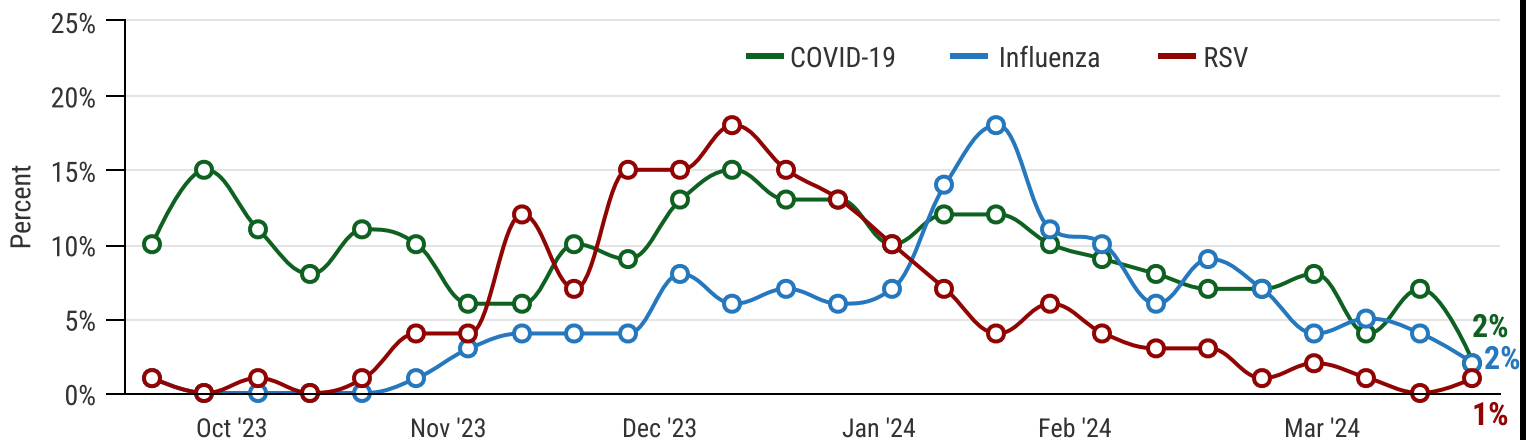




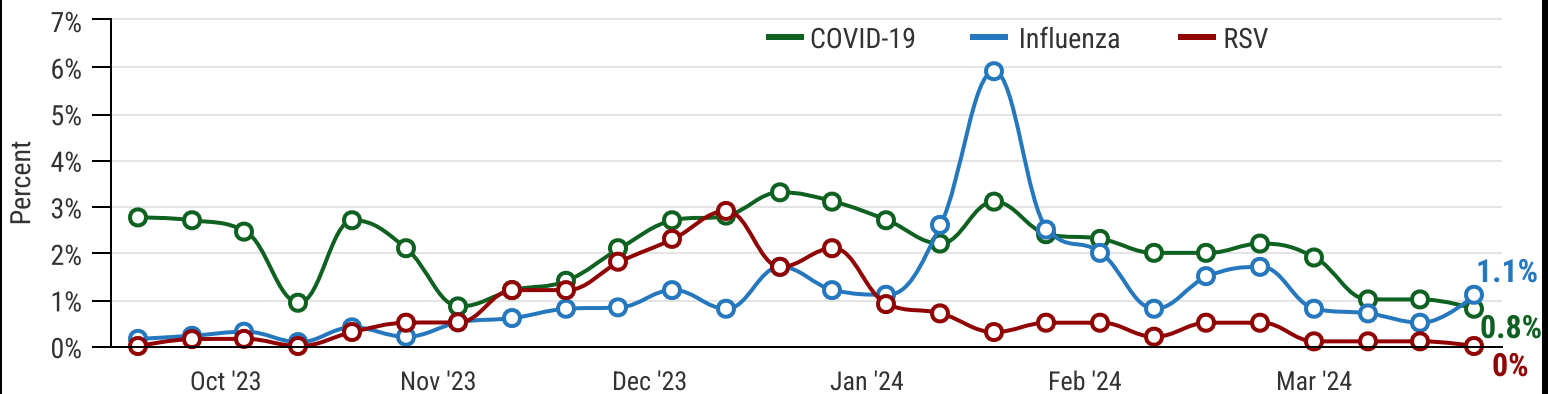
# Respiratory Virus Report

Data partners: Skagit Valley Hospital, PeaceHealth United General, and Island Health

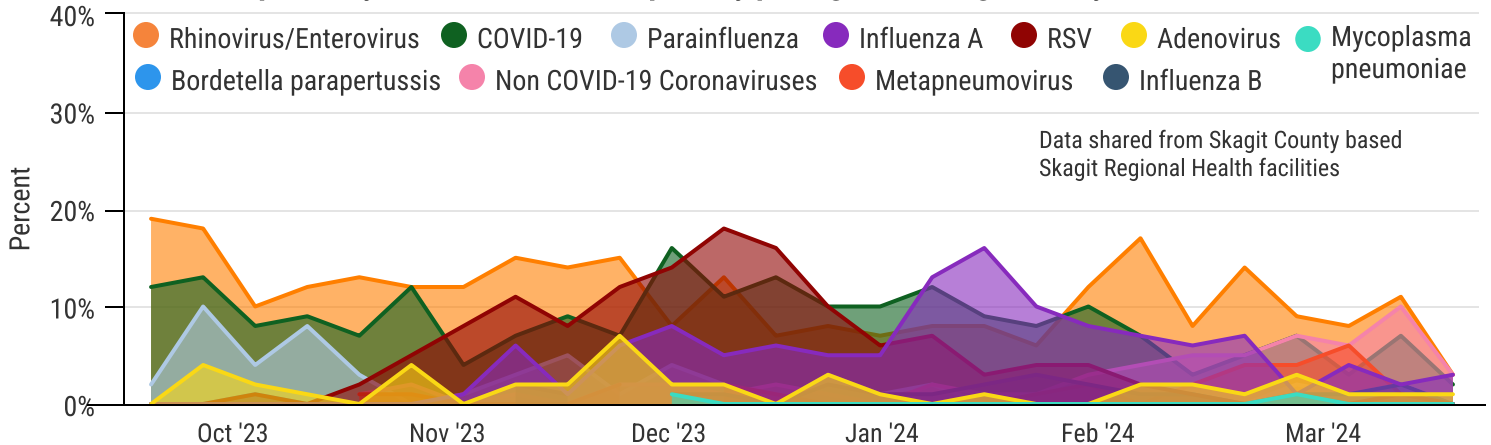
Percent of total tests that were positive for COVID-19, Influenza and RSV -- Skagit County, 2023-24 season



Percent of Emergency Department (ED) visits due to COVID-19, Influenza and RSV -- Skagit County, 2023-24 season



Percent positivity rates of common respiratory pathogens -- Skagit County, 2023-24 season



## Additional Resources

[Washington DOH Respiratory Dashboard](#)

[CDC Weekly Influenza Report](#)

[CDC Respiratory Surveillance](#)

Due to seasonality of Influenza and RSV, surveillance occurs between October 1 and May 31. To date, COVID-19 has not shown a clear seasonal pattern, so data shown are according to the respiratory illness season pattern for comparison purposes. Death data is reported once finalized, usually after 30 days. Data may not be 100% complete at the time of this report. [Questions?](#) Contact Skagit County Public Health: 360-416-1500 or [CommunicableDisease@co.skagit.wa.us](mailto:CommunicableDisease@co.skagit.wa.us)





## COVID-19 Activity is MINIMAL

# 0.9%

of hospital visits were associated with COVID-19 this week

## 2023-24\* COVID-19 STATS



COVID-19 activity is unchanged from the previous week

# 10

COVID-19 related deaths

# 30

Number of COVID-19 outbreaks reported

## Influenza activity is MINIMAL

# 0.1%

of hospital visits were associated with influenza this week

## 2023-24 INFLUENZA STATS



Influenza activity is lower than the previous week

# 3

Influenza related deaths

# 2

Number of influenza outbreaks reported

## RSV activity is MINIMAL

# 0%

of hospital visits were associated with RSV this week

## 2023-24 RSV STATS



RSV activity is unchanged from the previous week

# 0

RSV related deaths

# 1

Number of RSV outbreaks reported

## What you can do to stop the spread of respiratory illnesses:



Wash your hands frequently.



Cover your coughs and sneezes.



Wear a well-fitting mask when visiting healthcare facilities.



Stay home when you are sick, and test when possible.



If you are 65 years old or older, get an additional dose of the updated 2023-2024 COVID-19 vaccine.

*\*Due to seasonality of Influenza and RSV, surveillance occurs between October 1 and May 31. To date, COVID-19 has not shown a clear seasonal pattern, so data shown are according to the respiratory illness season pattern for comparison purposes. Death data is reported once finalized, usually after 30 days.*

*Activity Levels: Our epidemiologists reviewed county emergency department (ED) visit data from past years to determine when respiratory illness related visit levels rise above the baseline, or non-seasonal surge levels. These thresholds are used to define the activity levels in these graphics.*

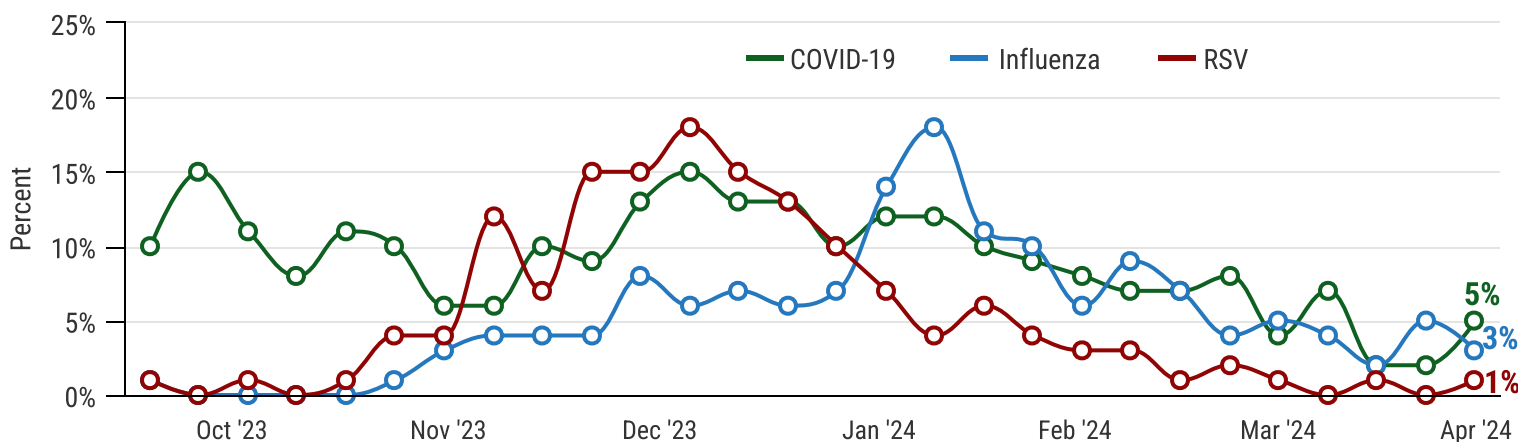
*Questions? Contact Skagit County Public Health: 360-416-1500 or [CommunicableDisease@co.skagit.wa.us](mailto:CommunicableDisease@co.skagit.wa.us)*



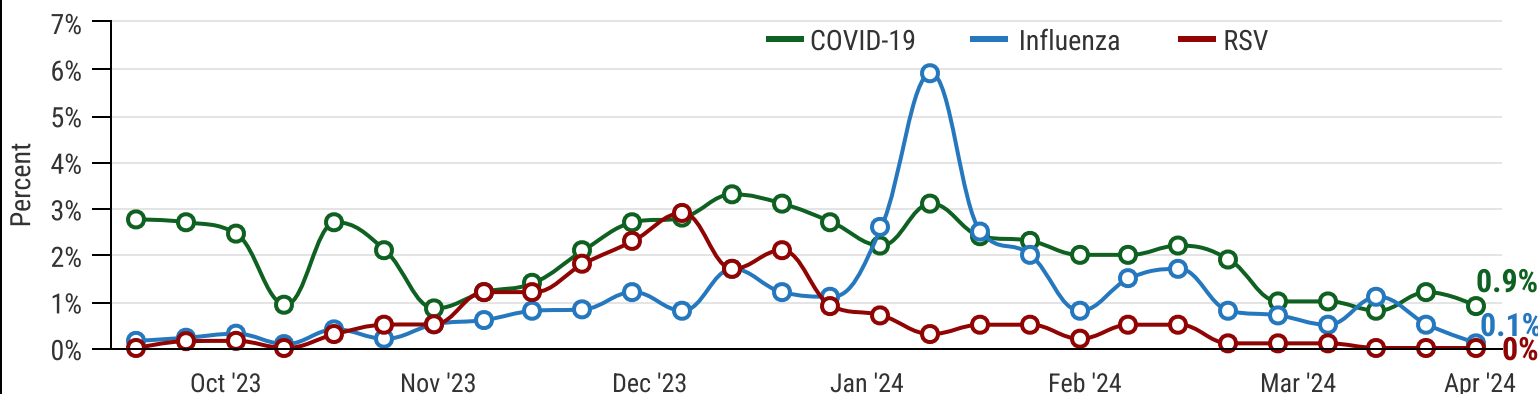
# Respiratory Virus Report

Data partners: Skagit Valley Hospital, PeaceHealth United General, and Island Health

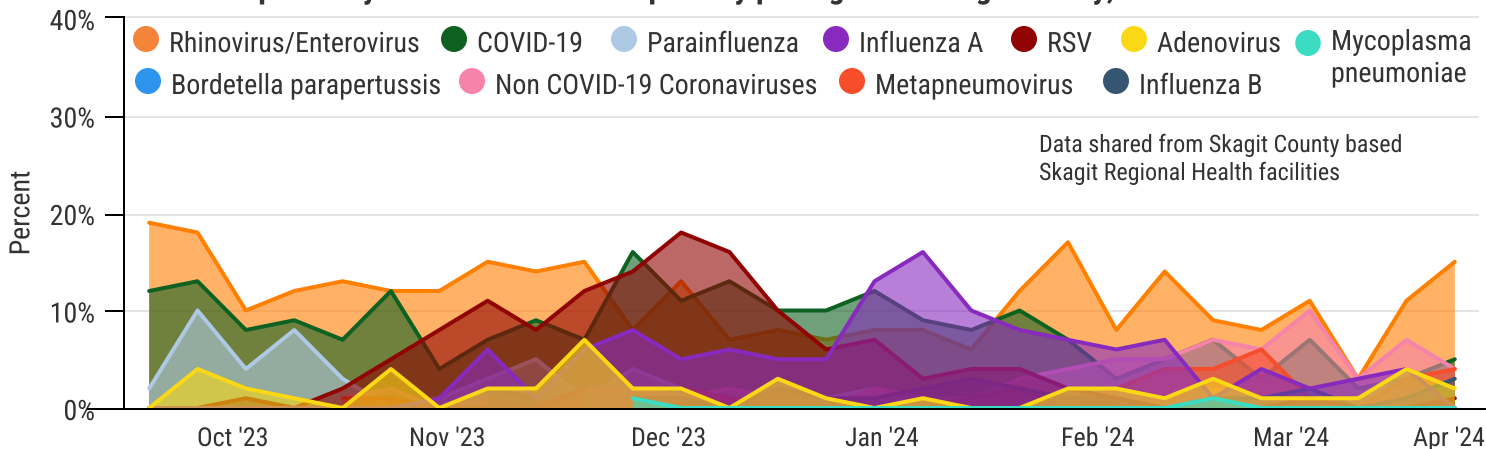
Percent of total tests that were positive for COVID-19, Influenza and RSV -- Skagit County, 2023-24 season



Percent of Emergency Department (ED) visits due to COVID-19, Influenza and RSV -- Skagit County, 2023-24 season



Percent positivity rates of common respiratory pathogens -- Skagit County, 2023-24 season



## Additional Resources

[Washington DOH Respiratory Dashboard](#)

[CDC Weekly Influenza Report](#)

[CDC Respiratory Surveillance](#)

Due to seasonality of Influenza and RSV, surveillance occurs between October 1 and May 31. To date, COVID-19 has not shown a clear seasonal pattern, so data shown are according to the respiratory illness season pattern for comparison purposes. Death data is reported once finalized, usually after 30 days. Data may not be 100% complete at the time of this report. [Questions?](#) Contact Skagit County Public Health: 360-416-1500 or [CommunicableDisease@co.skagit.wa.us](mailto:CommunicableDisease@co.skagit.wa.us)



## COVID-19 Activity is MINIMAL

# 0.3%

of hospital visits were associated with COVID-19 this week

## 2023-24\* COVID-19 STATS



COVID-19 activity is lower than the previous week

# 10

COVID-19 related deaths

# 32

Number of COVID-19 outbreaks reported

## Influenza activity is MINIMAL

# 0.4%

of hospital visits were associated with influenza this week

## 2023-24 INFLUENZA STATS



Influenza activity is higher than the previous week

# 3

Influenza related deaths

# 2

Number of influenza outbreaks reported

## RSV activity is MODERATE

# 0.2%

of hospital visits were associated with RSV this week

## 2023-24 RSV STATS



RSV activity is higher than the previous week

# 0

RSV related deaths

# 1

Number of RSV outbreaks reported

## What you can do to stop the spread of respiratory illnesses:



Wash your hands frequently.



Cover your coughs and sneezes.



Wear a well-fitting mask when visiting healthcare facilities.



Stay home when you are sick, and test when possible.



If you are 65 years old or older, get an additional dose of the updated 2023-2024 COVID-19 vaccine.

*\*Due to seasonality of Influenza and RSV, surveillance occurs between October 1 and May 31. To date, COVID-19 has not shown a clear seasonal pattern, so data shown are according to the respiratory illness season pattern for comparison purposes. Death data is reported once finalized, usually after 30 days.*

*Activity Levels: Our epidemiologists reviewed county emergency department (ED) visit data from past years to determine when respiratory illness related visit levels rise above the baseline, or non-seasonal surge levels. These thresholds are used to define the activity levels in these graphics.*

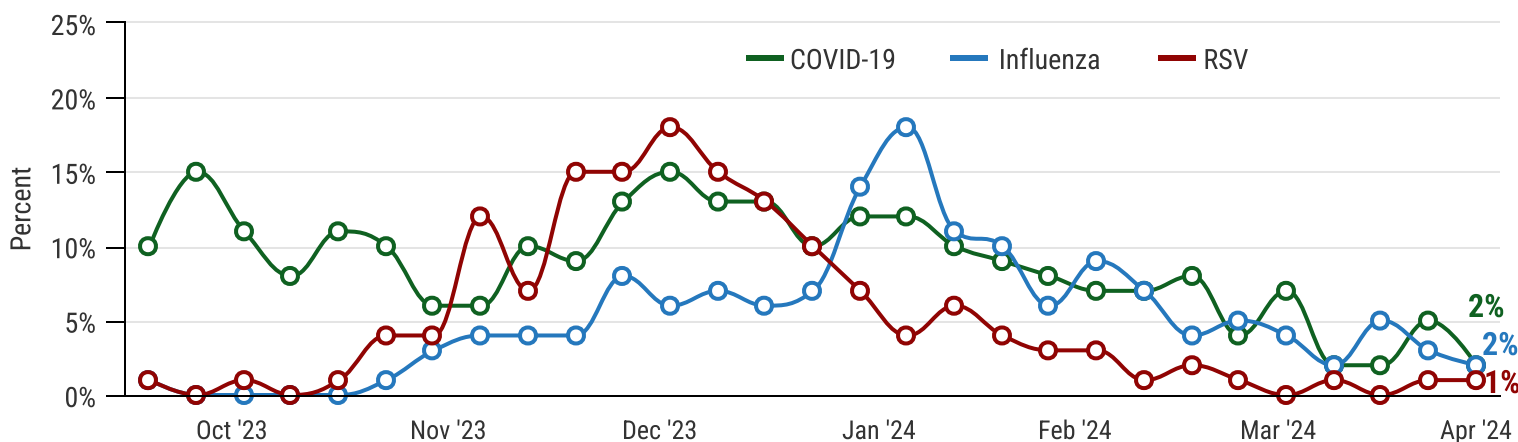
*Questions? Contact Skagit County Public Health: 360-416-1500 or [CommunicableDisease@co.skagit.wa.us](mailto:CommunicableDisease@co.skagit.wa.us)*



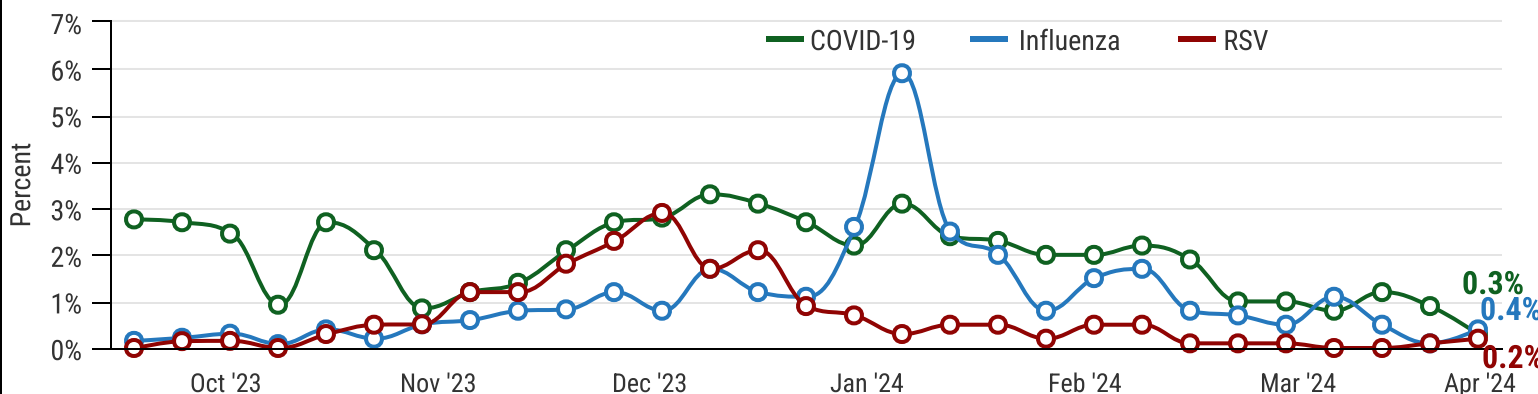
# Respiratory Virus Report

Data partners: Skagit Valley Hospital, PeaceHealth United General, and Island Health

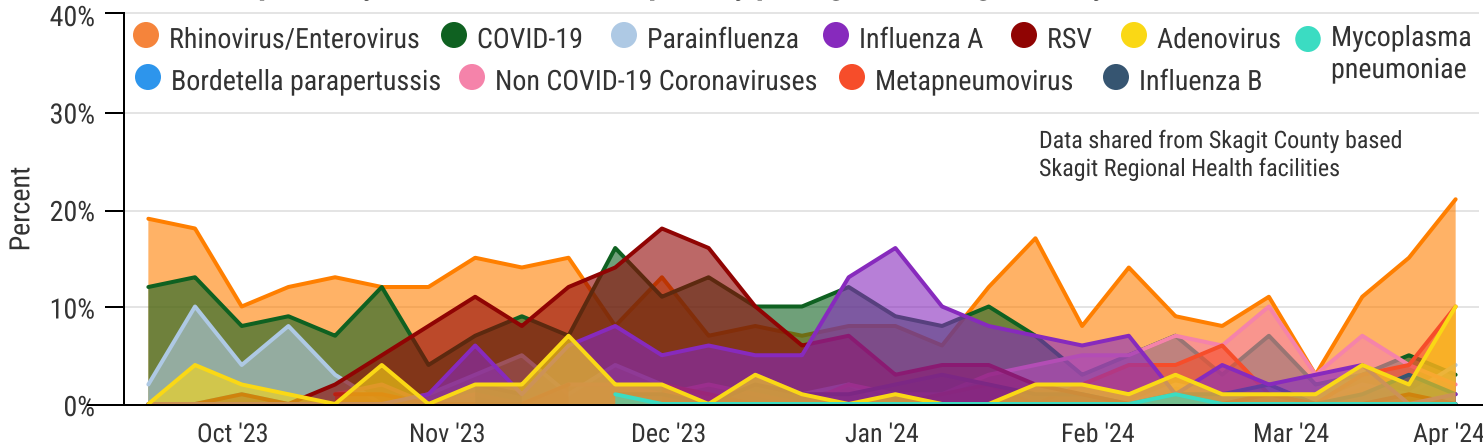
Percent of total tests that were positive for COVID-19, Influenza and RSV -- Skagit County, 2023-24 season



Percent of Emergency Department (ED) visits due to COVID-19, Influenza and RSV -- Skagit County, 2023-24 season



Percent positivity rates of common respiratory pathogens -- Skagit County, 2023-24 season



## Additional Resources

[Washington DOH Respiratory Dashboard](#)

[CDC Weekly Influenza Report](#)

[CDC Respiratory Surveillance](#)

Due to seasonality of Influenza and RSV, surveillance occurs between October 1 and May 31. To date, COVID-19 has not shown a clear seasonal pattern, so data shown are according to the respiratory illness season pattern for comparison purposes. Death data is reported once finalized, usually after 30 days. Data may not be 100% complete at the time of this report. [Questions?](#) Contact Skagit County Public Health: 360-416-1500 or [CommunicableDisease@co.skagit.wa.us](mailto:CommunicableDisease@co.skagit.wa.us)



## COVID-19 Activity is MINIMAL

# 0.5%

of hospital visits were associated with COVID-19 this week

## 2023-24\* COVID-19 STATS



COVID-19 activity is unchanged from the previous week

# 11

COVID-19 related deaths

# 32

Number of COVID-19 outbreaks reported

## Influenza activity is MINIMAL

# 0.4%

of hospital visits were associated with influenza this week

## 2023-24 INFLUENZA STATS



Influenza activity is unchanged from the previous week

# 4

Influenza related deaths

# 2

Number of influenza outbreaks reported

## RSV activity is MINIMAL

# 0.1%

of hospital visits were associated with RSV this week

## 2023-24 RSV STATS



RSV activity is lower than the previous week

# 0

RSV related deaths

# 1

Number of RSV outbreaks reported

## What you can do to stop the spread of respiratory illnesses:



Wash your hands frequently.



Cover your coughs and sneezes.



Wear a well-fitting mask when visiting healthcare facilities.



Stay home when you are sick, and test when possible.



If you are 65 years old or older, get an additional dose of the updated 2023-2024 COVID-19 vaccine.

*\*Due to seasonality of Influenza and RSV, surveillance occurs between October 1 and May 31. To date, COVID-19 has not shown a clear seasonal pattern, so data shown are according to the respiratory illness season pattern for comparison purposes. Death data is reported once finalized, usually after 30 days.*

*Activity Levels:* Our epidemiologists reviewed county emergency department (ED) visit data from past years to determine when respiratory illness related visit levels rise above the baseline, or non-seasonal surge levels. These thresholds are used to define the activity levels in these graphics.

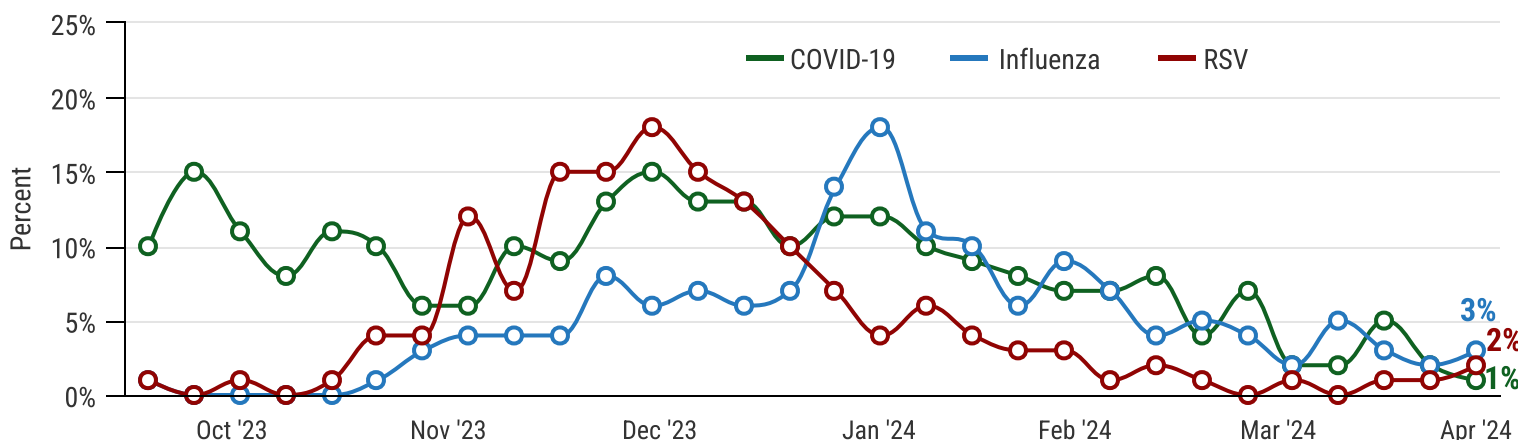
*Questions?* Contact Skagit County Public Health: 360-416-1500 or [CommunicableDisease@co.skagit.wa.us](mailto:CommunicableDisease@co.skagit.wa.us)



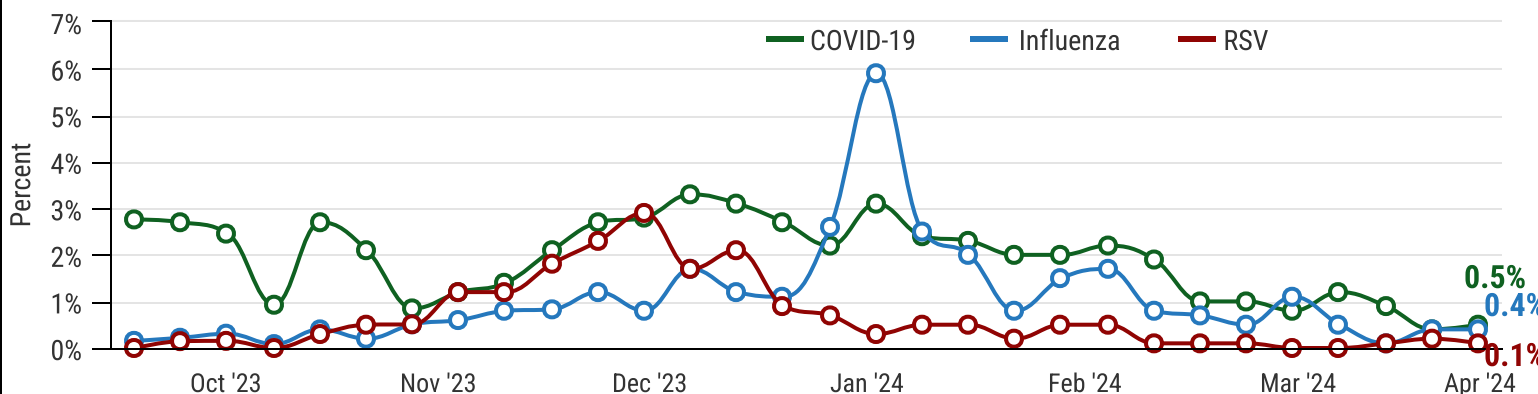
# Respiratory Virus Report

Data partners: Skagit Valley Hospital, PeaceHealth United General, and Island Health

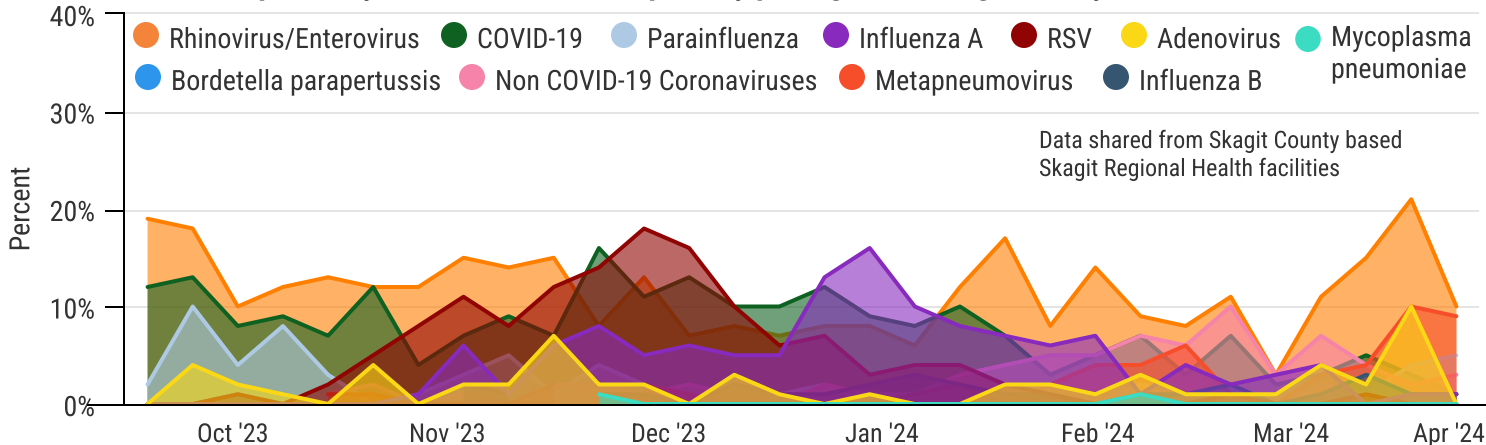
Percent of total tests that were positive for COVID-19, Influenza and RSV -- Skagit County, 2023-24 season



Percent of Emergency Department (ED) visits due to COVID-19, Influenza and RSV -- Skagit County, 2023-24 season



Percent positivity rates of common respiratory pathogens -- Skagit County, 2023-24 season



## Additional Resources

[Washington DOH Respiratory Dashboard](#)

[CDC Weekly Influenza Report](#)

[CDC Respiratory Surveillance](#)

Due to seasonality of Influenza and RSV, surveillance occurs between October 1 and May 31. To date, COVID-19 has not shown a clear seasonal pattern, so data shown are according to the respiratory illness season pattern for comparison purposes. Death data is reported once finalized, usually after 30 days. Data may not be 100% complete at the time of this report. [Questions?](#) Contact Skagit County Public Health: 360-416-1500 or [CommunicableDisease@co.skagit.wa.us](mailto:CommunicableDisease@co.skagit.wa.us)





## COVID-19 Activity is MINIMAL

# 0.3%

of hospital visits were  
associated with  
COVID-19 this week

## 2023-24\* COVID-19 STATS



COVID-19 activity is  
unchanged from the  
previous week

# 11

COVID-19  
related  
deaths

# 32

Number of  
COVID-19  
outbreaks  
reported

## Influenza activity is MODERATE

# 0.8%

of hospital visits were  
associated with  
influenza this week

## 2023-24 INFLUENZA STATS



Influenza activity is  
higher than the  
previous week

# 4

Influenza  
related  
deaths

# 2

Number of  
influenza  
outbreaks  
reported

## RSV activity is MINIMAL

# 0%

of hospital visits were  
associated with RSV  
this week

## 2023-24 RSV STATS



RSV activity is lower  
than the previous  
week

# 0

RSV  
related  
deaths

# 1

Number of  
RSV outbreaks  
reported

### What you can do to stop the spread of respiratory illnesses:



Wash your hands frequently.



Stay home when you are sick, and test when possible.



Cover your coughs and sneezes.



If you are 65 years old or older, get an additional dose of the updated 2023-2024 COVID-19 vaccine.

*\*Due to seasonality of Influenza and RSV, surveillance occurs between October 1 and May 31. To date, COVID-19 has not shown a clear seasonal pattern, so data shown are according to the respiratory illness season pattern for comparison purposes. Death data is reported once finalized, usually after 30 days.*

*Activity Levels: Our epidemiologists reviewed county emergency department (ED) visit data from past years to determine when respiratory illness related visit levels rise above the baseline, or non-seasonal surge levels. These thresholds are used to define the activity levels in these graphics.*

*Questions? Contact Skagit County Public Health: 360-416-1500 or [CommunicableDisease@co.skagit.wa.us](mailto:CommunicableDisease@co.skagit.wa.us)*

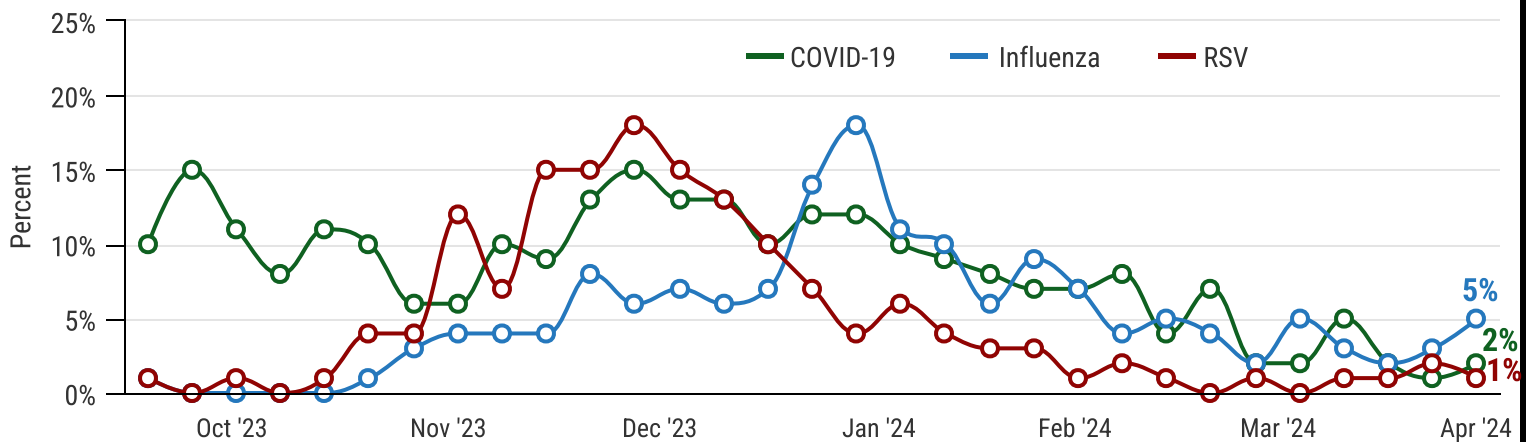




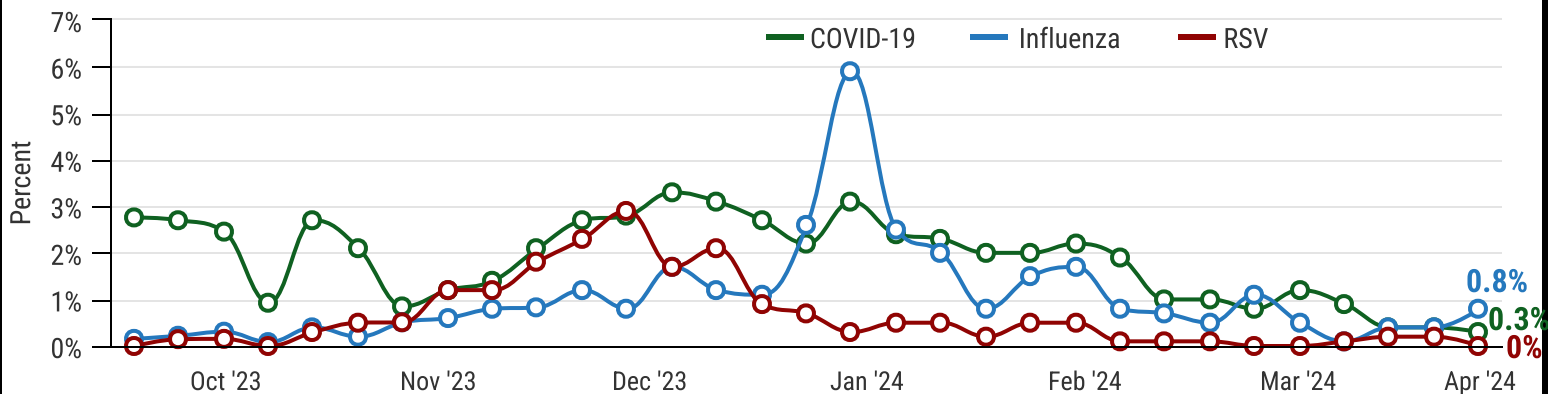
# Respiratory Virus Report

Data partners: Skagit Valley Hospital, PeaceHealth United General, and Island Health

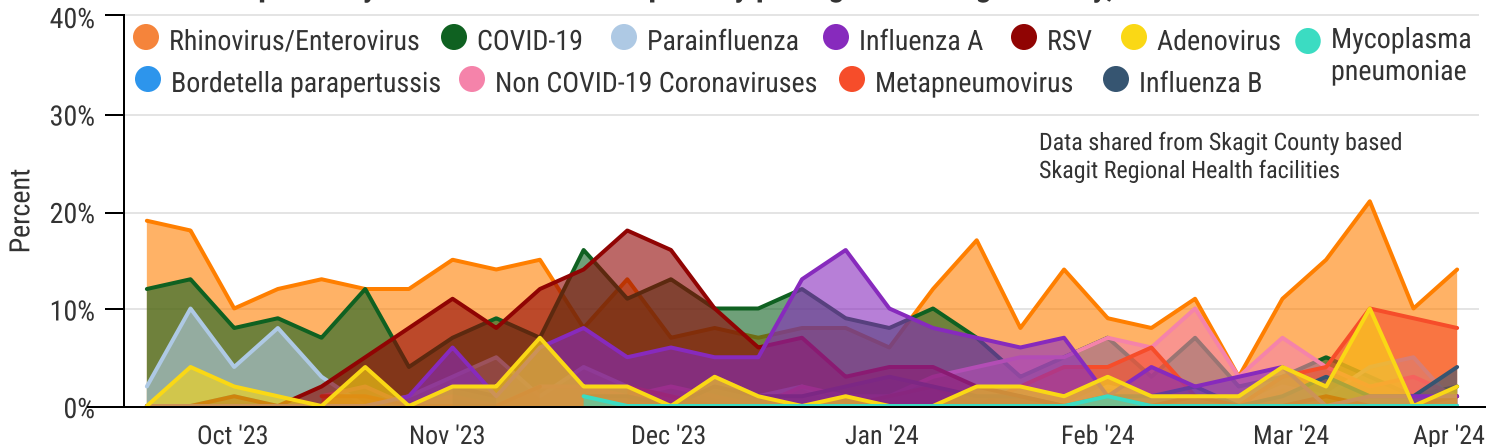
Percent of total tests that were positive for COVID-19, Influenza and RSV -- Skagit County, 2023-24 season



Percent of Emergency Department (ED) visits due to COVID-19, Influenza and RSV -- Skagit County, 2023-24 season



Percent positivity rates of common respiratory pathogens -- Skagit County, 2023-24 season



## Additional Resources

[Washington DOH Respiratory Dashboard](#)

[CDC Weekly Influenza Report](#)

[CDC Respiratory Surveillance](#)

Due to seasonality of Influenza and RSV, surveillance occurs between October 1 and May 31. To date, COVID-19 has not shown a clear seasonal pattern, so data shown are according to the respiratory illness season pattern for comparison purposes. Death data is reported once finalized, usually after 30 days. Data may not be 100% complete at the time of this report. [Questions?](#) Contact Skagit County Public Health: 360-416-1500 or [CommunicableDisease@co.skagit.wa.us](mailto:CommunicableDisease@co.skagit.wa.us)



## COVID-19 Activity is MINIMAL

# 0.5%

of hospital visits were associated with COVID-19 this week

## 2023-24\* COVID-19 STATS



COVID-19 activity is unchanged from the previous week

# 11

COVID-19 related deaths

# 32

Number of COVID-19 outbreaks reported

## Influenza activity is MODERATE

# 0.5%

of hospital visits were associated with influenza this week

## 2023-24 INFLUENZA STATS



Influenza activity is lower than the previous week

# 4

Influenza related deaths

# 2

Number of influenza outbreaks reported

## RSV activity is MINIMAL

# 0%

of hospital visits were associated with RSV this week

## 2023-24 RSV STATS



RSV activity is unchanged from the previous week

# 0

RSV related deaths

# 1

Number of RSV outbreaks reported

## What you can do to stop the spread of respiratory illnesses:



Wash your hands frequently.



Stay home when you are sick, and test when possible.



Cover your coughs and sneezes.



If you are 65 years old or older, get an additional dose of the updated 2023-2024 COVID-19 vaccine.

*\*Due to seasonality of Influenza and RSV, surveillance occurs between October 1 and May 31. To date, COVID-19 has not shown a clear seasonal pattern, so data shown are according to the respiratory illness season pattern for comparison purposes. Death data is reported once finalized, usually after 30 days.*

*Activity Levels: Our epidemiologists reviewed county emergency department (ED) visit data from past years to determine when respiratory illness related visit levels rise above the baseline, or non-seasonal surge levels. These thresholds are used to define the activity levels in these graphics.*

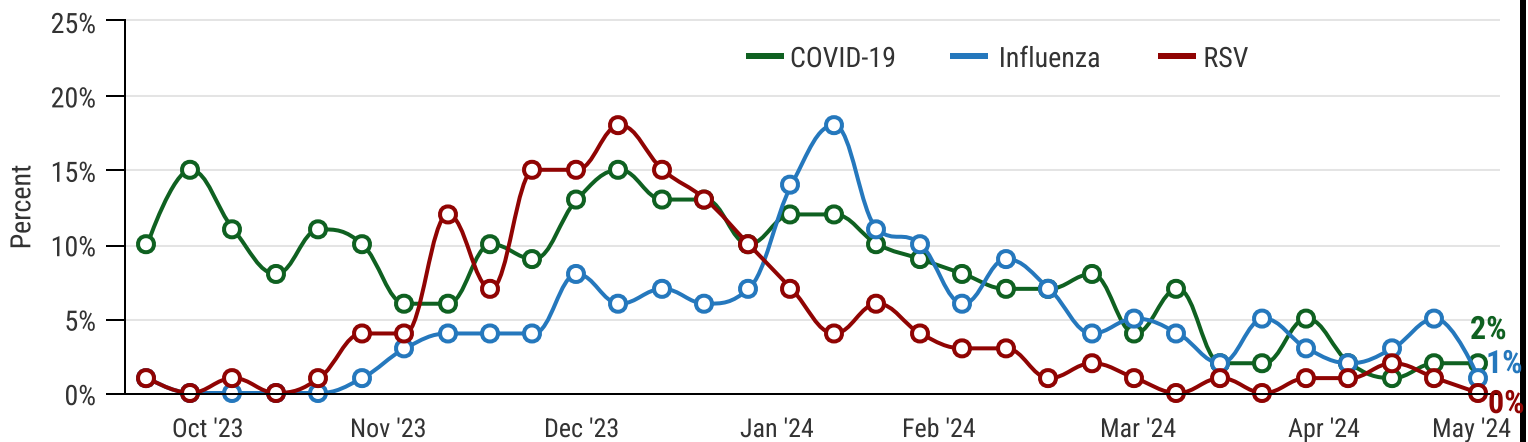
*Questions? Contact Skagit County Public Health: 360-416-1500 or [CommunicableDisease@co.skagit.wa.us](mailto:CommunicableDisease@co.skagit.wa.us)*



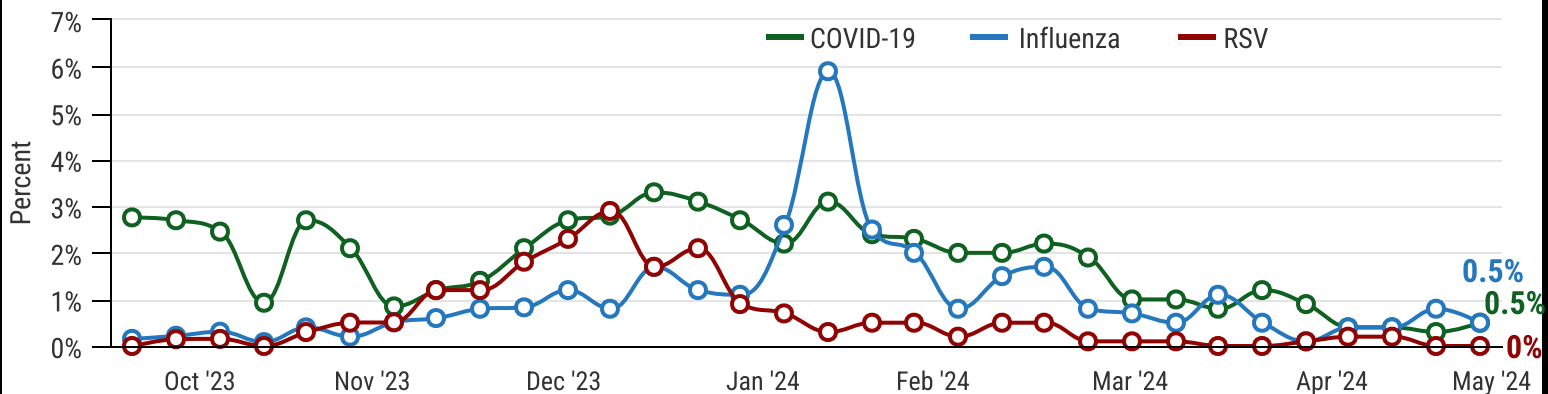
# Respiratory Virus Report

Data partners: Skagit Valley Hospital, PeaceHealth United General, and Island Health

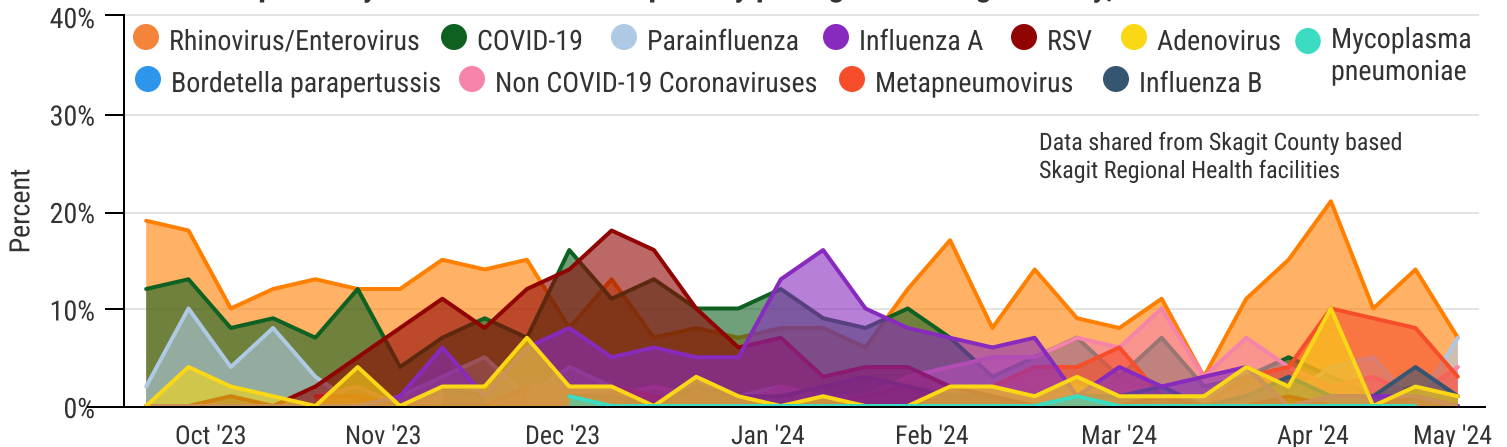
Percent of total tests that were positive for COVID-19, Influenza and RSV -- Skagit County, 2023-24 season



Percent of Emergency Department (ED) visits due to COVID-19, Influenza and RSV -- Skagit County, 2023-24 season



Percent positivity rates of common respiratory pathogens -- Skagit County, 2023-24 season



## Additional Resources

[Washington DOH Respiratory Dashboard](#)

[CDC Weekly Influenza Report](#)

[CDC Respiratory Surveillance](#)

Due to seasonality of Influenza and RSV, surveillance occurs between October 1 and May 31. To date, COVID-19 has not shown a clear seasonal pattern, so data shown are according to the respiratory illness season pattern for comparison purposes. Death data is reported once finalized, usually after 30 days. Data may not be 100% complete at the time of this report. [Questions?](#) Contact Skagit County Public Health: 360-416-1500 or [CommunicableDisease@co.skagit.wa.us](mailto:CommunicableDisease@co.skagit.wa.us)



## COVID-19 Activity is MINIMAL

# 0.2%

of hospital visits were associated with COVID-19 this week

## 2023-24\* COVID-19 STATS



COVID-19 activity is unchanged from the previous week

# 11

COVID-19 related deaths

# 32

Number of COVID-19 outbreaks reported

## Influenza activity is MODERATE

# 0.9%

of hospital visits were associated with influenza this week

## 2023-24 INFLUENZA STATS



Influenza activity is higher than the previous week

# 4

Influenza related deaths

# 2

Number of influenza outbreaks reported

## RSV activity is MINIMAL

# 0%

of hospital visits were associated with RSV this week

## 2023-24 RSV STATS



RSV activity is unchanged from the previous week

# 0

RSV related deaths

# 1

Number of RSV outbreaks reported

## What you can do to stop the spread of respiratory illnesses:



Wash your hands frequently.



Stay home when you are sick, and test when possible.



Cover your coughs and sneezes.



If you are 65 years old or older, get an additional dose of the updated 2023-2024 COVID-19 vaccine.

*\*Due to seasonality of Influenza and RSV, surveillance occurs between October 1 and May 31. To date, COVID-19 has not shown a clear seasonal pattern, so data shown are according to the respiratory illness season pattern for comparison purposes. Death data is reported once finalized, usually after 30 days.*

*Activity Levels: Our epidemiologists reviewed county emergency department (ED) visit data from past years to determine when respiratory illness related visit levels rise above the baseline, or non-seasonal surge levels. These thresholds are used to define the activity levels in these graphics.*

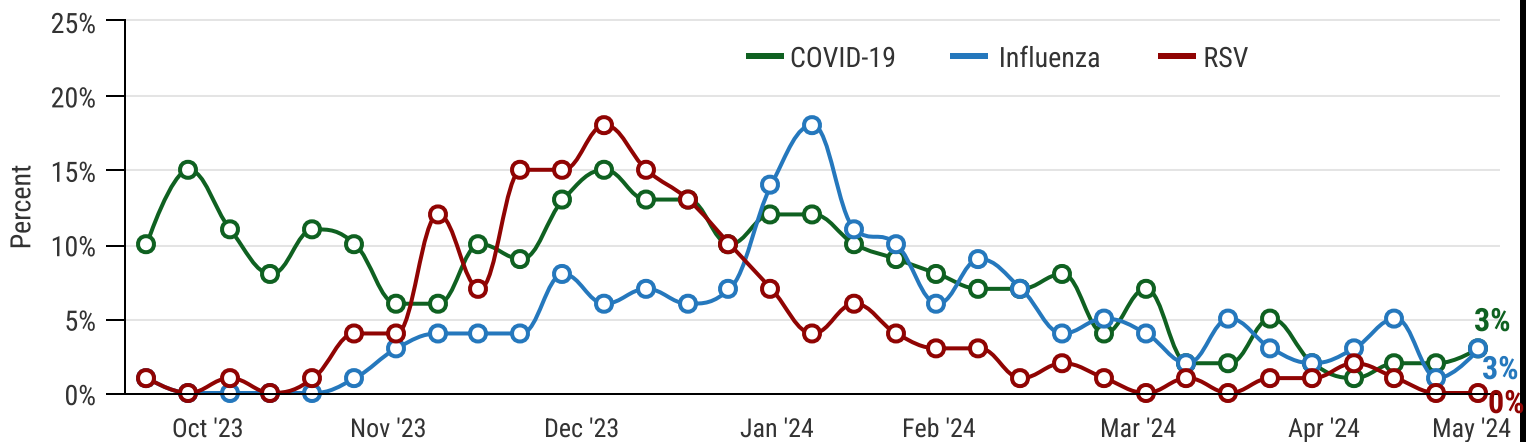
*Questions? Contact Skagit County Public Health: 360-416-1500 or [CommunicableDisease@co.skagit.wa.us](mailto:CommunicableDisease@co.skagit.wa.us)*



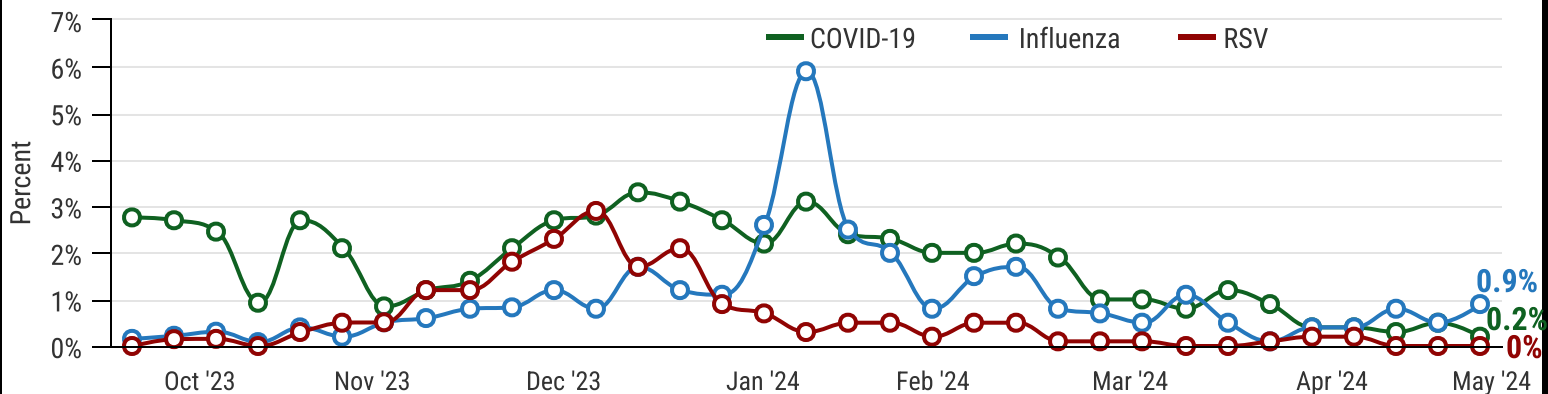
# Respiratory Virus Report

Data partners: Skagit Valley Hospital, PeaceHealth United General, and Island Health

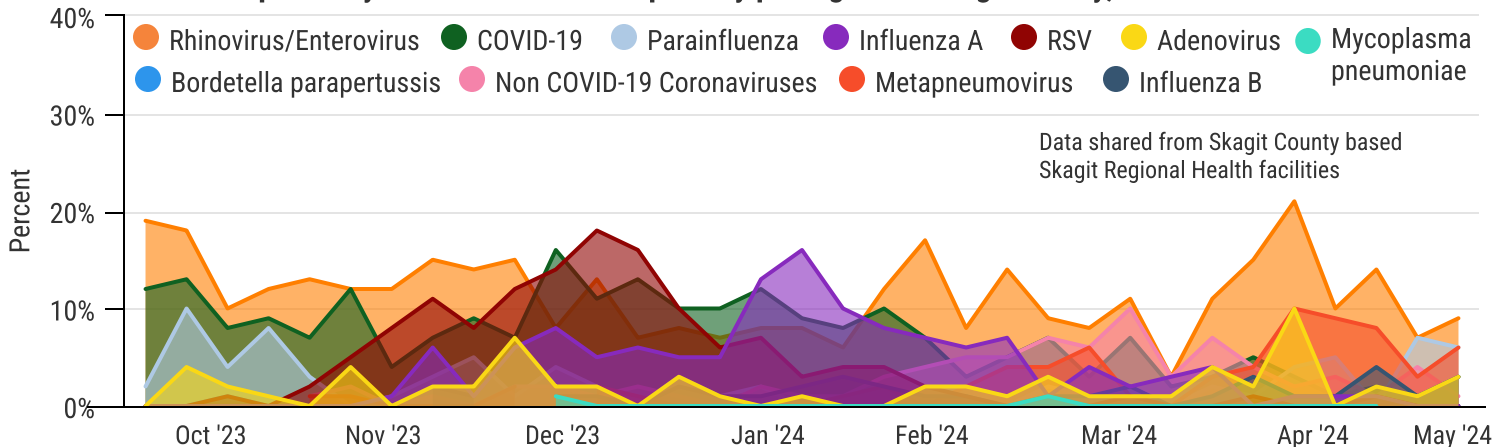
Percent of total tests that were positive for COVID-19, Influenza and RSV -- Skagit County, 2023-24 season



Percent of Emergency Department (ED) visits due to COVID-19, Influenza and RSV -- Skagit County, 2023-24 season



Percent positivity rates of common respiratory pathogens -- Skagit County, 2023-24 season



## Additional Resources

[Washington DOH Respiratory Dashboard](#)

[CDC Weekly Influenza Report](#)

[CDC Respiratory Surveillance](#)

Due to seasonality of Influenza and RSV, surveillance occurs between October 1 and May 31. To date, COVID-19 has not shown a clear seasonal pattern, so data shown are according to the respiratory illness season pattern for comparison purposes. Death data is reported once finalized, usually after 30 days. Data may not be 100% complete at the time of this report. [Questions?](#) Contact Skagit County Public Health: 360-416-1500 or [CommunicableDisease@co.skagit.wa.us](mailto:CommunicableDisease@co.skagit.wa.us)



## COVID-19 Activity is MINIMAL

# 0.8%

of hospital visits were associated with COVID-19 this week

## 2023-24\* COVID-19 STATS



COVID-19 activity is higher than the previous week

# 11

COVID-19 related deaths

# 32

Number of COVID-19 outbreaks reported

## Influenza activity is MINIMAL

# 0.3%

of hospital visits were associated with influenza this week

## 2023-24 INFLUENZA STATS



Influenza activity is lower than the previous week

# 4

Influenza related deaths

# 2

Number of influenza outbreaks reported

## RSV activity is MINIMAL

# 0%

of hospital visits were associated with RSV this week

## 2023-24 RSV STATS



RSV activity is unchanged from the previous week

# 0

RSV related deaths

# 1

Number of RSV outbreaks reported

## What you can do to stop the spread of respiratory illnesses:



Wash your hands frequently.



Stay home when you are sick, and test when possible.



Cover your coughs and sneezes.



If you are 65 years old or older, get an additional dose of the updated 2023-2024 COVID-19 vaccine.

*\*Due to seasonality of Influenza and RSV, surveillance occurs between October 1 and May 31. To date, COVID-19 has not shown a clear seasonal pattern, so data shown are according to the respiratory illness season pattern for comparison purposes. Death data is reported once finalized, usually after 30 days.*

*Activity Levels: Our epidemiologists reviewed county emergency department (ED) visit data from past years to determine when respiratory illness related visit levels rise above the baseline, or non-seasonal surge levels. These thresholds are used to define the activity levels in these graphics.*

*Questions? Contact Skagit County Public Health: 360-416-1500 or [CommunicableDisease@co.skagit.wa.us](mailto:CommunicableDisease@co.skagit.wa.us)*

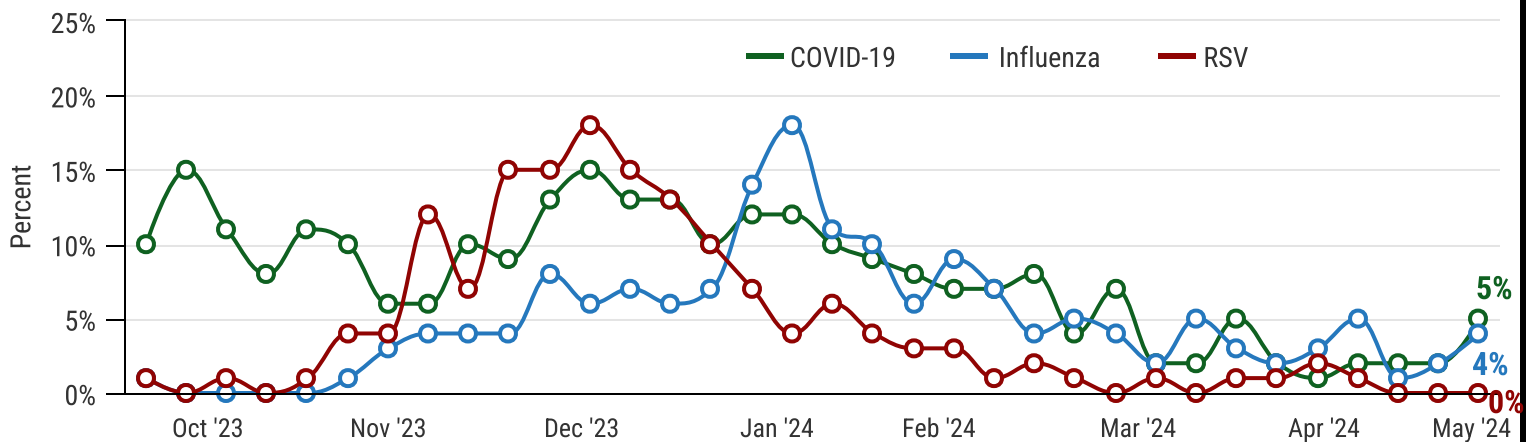




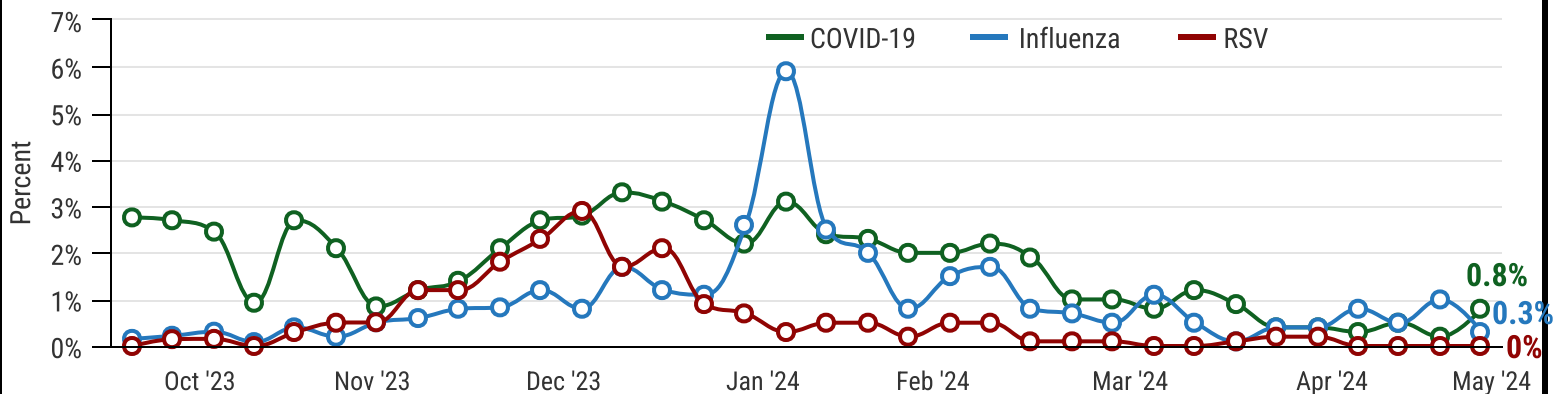
# Respiratory Virus Report

Data partners: Skagit Valley Hospital, PeaceHealth United General, and Island Health

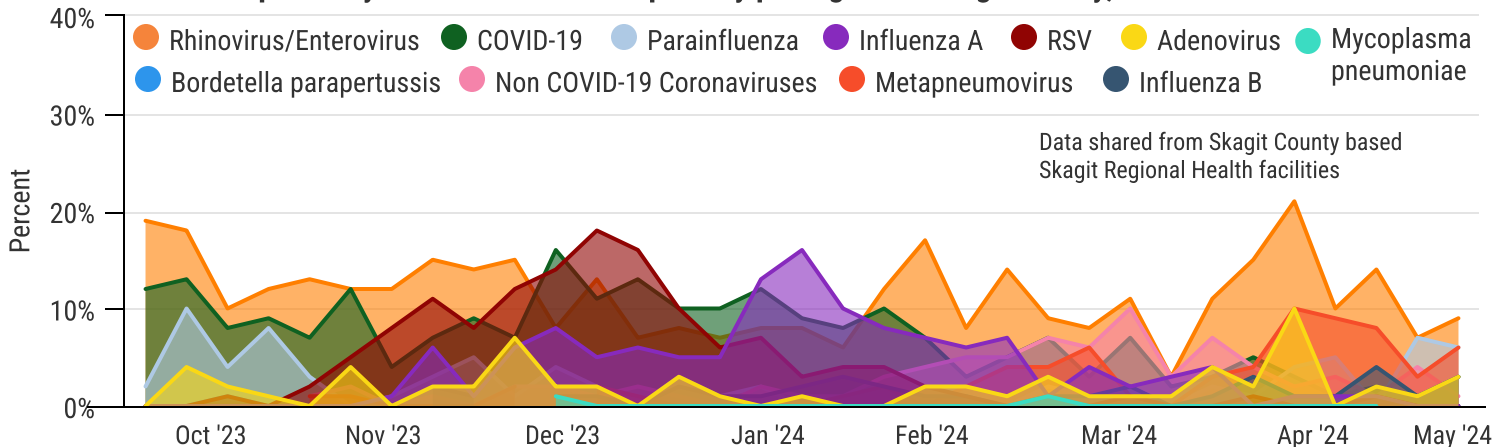
Percent of total tests that were positive for COVID-19, Influenza and RSV -- Skagit County, 2023-24 season



Percent of Emergency Department (ED) visits due to COVID-19, Influenza and RSV -- Skagit County, 2023-24 season



Percent positivity rates of common respiratory pathogens -- Skagit County, 2023-24 season



## Additional Resources

[Washington DOH Respiratory Dashboard](#)

[CDC Weekly Influenza Report](#)

[CDC Respiratory Surveillance](#)

Due to seasonality of Influenza and RSV, surveillance occurs between October 1 and May 31. To date, COVID-19 has not shown a clear seasonal pattern, so data shown are according to the respiratory illness season pattern for comparison purposes. Death data is reported once finalized, usually after 30 days. Data may not be 100% complete at the time of this report. [Questions?](#) Contact Skagit County Public Health: 360-416-1500 or [CommunicableDisease@co.skagit.wa.us](mailto:CommunicableDisease@co.skagit.wa.us)





## COVID-19 Activity is MINIMAL

# 0.6%

of hospital visits were associated with COVID-19 this week

## 2023-24\* COVID-19 STATS



COVID-19 activity is unchanged from the previous week

# 11

COVID-19 related deaths

# 33

Number of COVID-19 outbreaks reported

## Influenza activity is MINIMAL

# 0.4%

of hospital visits were associated with influenza this week

## 2023-24 INFLUENZA STATS



Influenza activity is unchanged from the previous week

# 4

Influenza related deaths

# 2

Number of influenza outbreaks reported

## RSV activity is MINIMAL

# 0%

of hospital visits were associated with RSV this week

## 2023-24 RSV STATS



RSV activity is unchanged from the previous week

# 0

RSV related deaths

# 1

Number of RSV outbreaks reported

## What you can do to stop the spread of respiratory illnesses:



Wash your hands frequently.



Stay home when you are sick, and test when possible.



Cover your coughs and sneezes.



If you are 65 years old or older, get an additional dose of the updated 2023-2024 COVID-19 vaccine.

*\*Due to seasonality of Influenza and RSV, surveillance occurs between October 1 and May 31. To date, COVID-19 has not shown a clear seasonal pattern, so data shown are according to the respiratory illness season pattern for comparison purposes. Death data is reported once finalized, usually after 30 days.*

*Activity Levels: Our epidemiologists reviewed county emergency department (ED) visit data from past years to determine when respiratory illness related visit levels rise above the baseline, or non-seasonal surge levels. These thresholds are used to define the activity levels in these graphics.*

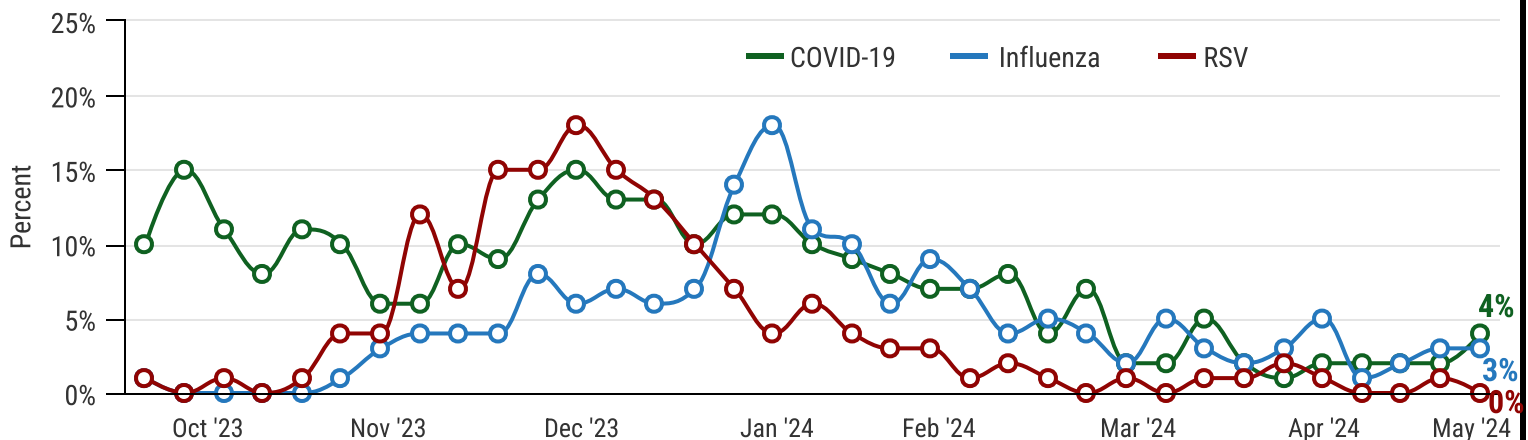
*Questions? Contact Skagit County Public Health: 360-416-1500 or [CommunicableDisease@co.skagit.wa.us](mailto:CommunicableDisease@co.skagit.wa.us)*



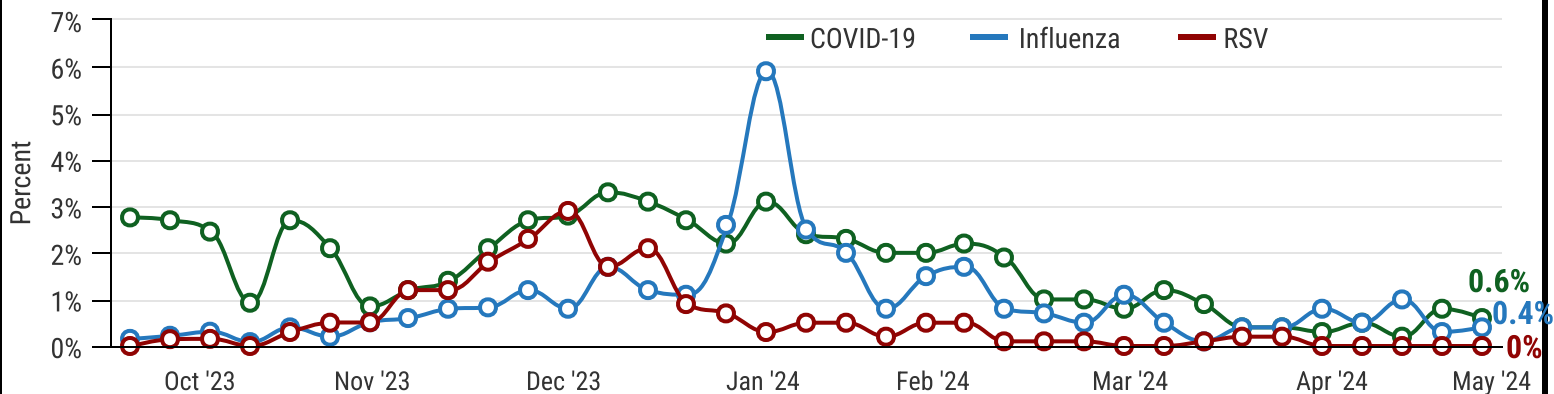
# Respiratory Virus Report

Data partners: Skagit Valley Hospital, PeaceHealth United General, and Island Health

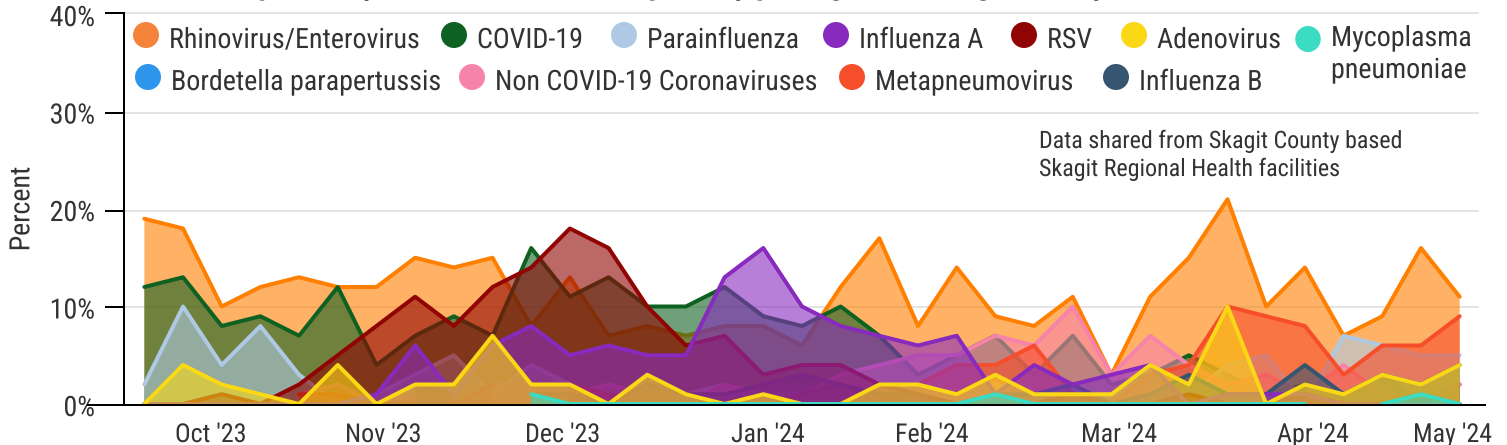
Percent of total tests that were positive for COVID-19, Influenza and RSV -- Skagit County, 2023-24 season



Percent of Emergency Department (ED) visits due to COVID-19, Influenza and RSV -- Skagit County, 2023-24 season



Percent positivity rates of common respiratory pathogens -- Skagit County, 2023-24 season



## Additional Resources

[Washington DOH Respiratory Dashboard](#)

[CDC Weekly Influenza Report](#)

[CDC Respiratory Surveillance](#)

Due to seasonality of Influenza and RSV, surveillance occurs between October 1 and May 31. To date, COVID-19 has not shown a clear seasonal pattern, so data shown are according to the respiratory illness season pattern for comparison purposes. Death data is reported once finalized, usually after 30 days. Data may not be 100% complete at the time of this report. [Questions?](#) Contact Skagit County Public Health: 360-416-1500 or [CommunicableDisease@co.skagit.wa.us](mailto:CommunicableDisease@co.skagit.wa.us)